


THE CANADIAN

DECEMBER 1971

leader





You've got to earn it.

It's 8 inches high, made of walnut and copper and if your name is on it, you've got a right to be proud. This shield is the highest of several achievement awards in CIL's Shooting Sports Program. The program, which has 37,500 members in 1,250 clubs across Canada, allows you to compete in your own club at your own pace. It is sponsored by CIL to develop top-level competition, good sportsmanship and safe gun-handling among club members.

Find out how.

To find out how you can win awards like this, send this coupon to
CIL Shooting Sports Program,
P.O. Box 10, Montreal 101, Quebec.



Name _____

Address _____

City _____ Prov. _____



Sporting Arms & Ammunition



From O PROSKOPOS, publication of
 The Boy Scouts of Greece.



PRINTED

47 503 3 doz. \$2.50
 47 506 6 doz. \$3.00
 47 309 9 doz. \$3.50

EACH ADDITIONAL
 3 doz. ADD 50¢

DELIVERY - 5-10 DAYS

WOVEN FLASHES: 6 doz. \$7.50

DELIVERY 6 to 8 WEEKS

ONTARIO RESIDENTS ONLY ADD 5% RETAIL TAX
 Bank or postal money orders must accompany

orders and be made payable to:

CASH'S CANADA LABELS LTD., Belleville, Ontario

**NO C.O.D. ORDERS OR PERSONAL CHEQUES
 ACCEPTED**

FLASHES must be ordered direct from:

CASH'S CANADA LABELS LTD.
Box 116, Belleville, Ont.

(these are not sold through stores)





page 4



page 8



page 15



page 22

SUPPLY SERVICES

NEWS

THE CANADIAN DECEMBER 1971 VOLUME 2 NUMBER 4


leader

Supply Services News	3
10+16=81	4
Winter Camping Checklist	6
How About a Skating Meet?	8
Conferences in Tandem	12
A Safe and Living Christmas Tree	14
Scout-Guide Week	15
Westward Ho!	20
The Can-Carib Story	22
The Editor's Notebook	24
Who Was This Wenceslas?	28
Stories & Games	29
Holiday Decorations You Can Eat	31

JAMES F. MACKIE, Editor

BEATRICE LAMBIE, Assistant Editor **MICHEL PLANT**, Editorial and Advertising

COVER



"Christmas tree, O Christmas tree, how lovely are your branches." The words of the well-loved German carol were certainly not written to describe our cover trees but in their own way, when properly made and decorated, they too are lovely. Perhaps the idea is a little late for use as a craft item this year but why not make them for your own table and pass the recipe on to your boys next Christmas? For full information, see page 31 of this issue. And from all of us to all of you, a very MERRY CHRISTMAS AND A HAPPY NEW YEAR!

THE CANADIAN LEADER magazine, formerly The Scout Leader magazine, is published monthly, except for combined issues of June-July and August-September, by Canyouth Publications Ltd., 1345 Baseline Road, Ottawa 5, Ontario. Second class mail registration number 2405. Yearly subscription prices: in Canada and to Canadian Forces overseas, \$2.00; outside Canada, \$2.50. Address manuscripts to the Editor, THE CANADIAN LEADER magazine, P.O. Box 5112, Stn. "F", Ottawa 5, Ontario. The publishers will take all reasonable care but will not be responsible for the loss of manuscripts, photographs or drawings. Recommended by Boy Scouts of Canada.

ADVERTISING POLICY. The selling of any product must be done on its own merits. The advertisement of any product or service does not indicate approval by the publishers unless so stated. Certain advertising in THE CANADIAN LEADER may contain offers of sales plans for individuals. The publishers do not assume any responsibility by warranty or otherwise with respect to the products offered in advertisements in the magazine. However, to the best of their knowledge, the value of such products is commensurate with the selling prices suggested. All advertisers in this magazine are familiar with the official policies of Canyouth Publications Ltd. and have indicated their willingness to abide by them.

Anyone receiving information or literature in conflict with these policies should immediately notify the Editor, THE CANADIAN LEADER, Box 5112, Stn. "F", Ottawa 5, Ontario.

Christmas is almost here again. Supply Services wishes all its customers a very **Merry Christmas and a Happy New Year**. The past year has seen further changes in Leaders' uniform and in some other items. We have done our best to keep abreast of the changes but there has been, inevitably, the odd occasion when we have disappointed our customers. For these we apologize. We look forward to a successful 1972.

We deeply regret a typographical error that slipped by us in the November edition of Supply Services News.

The price of the Leaders' green drill shirts and navy drill shirts should have been listed as \$7.75, NOT \$7.15 as printed.

To correct an impression given in Supply Services News in October, where we referred to "men's green and navy shirts" (among other items) being reintroduced, the item should have read "men's green shirts (for Boy Scout leaders) and men's navy shirts (for Sea Scout leaders)." Sorry for any confusion.

Ahoy there!! **Scout flashlights** had been floating in Vancouver harbor for some weeks until finally they were landed, following settlement of a strike. This is the reason for their being on back-order for so long.

We **THOUGHT** we had a winner when we introduced "**ACTION**" Longs and Shorts — now we **KNOW** we have. The demand has been fantastic — so much so that our supplier, who had problems getting material, couldn't keep up; hence a short back-order period.

May we ask Scouters in Windsor, Ontario, to let their groups know that one of their dealers, **Jack Fraser Stores**, has moved from the Dorwin Plaza to the Devonshire Shopping Centre in Windsor.

An idea for that last-minute Christmas gift — a souvenir set of embroidered **Canadian Provincial and Territorial Emblems** — only \$2.80 a set (catalogue 01-900).

The Cub, metal, Good-Turn Token (60-112) is being discontinued. It is being replaced by a similar token in yellow plastic which will be known as **Cub Good-Turn Key Chain**, retailing at only 25¢ (catalogue 60-102).

Similarly, the Scout, metal, Good-Turn Token (60-113) is being replaced by the **Scout Good-Turn Key Chain** (catalogue 60-103), also priced at 25¢.

10 + 16 = 81

By Dick Mungham

Scouter, St. Rose Rover Crew, Scarborough
11th Bendale Group, Greater Toronto Region
Assessor, Duke of Edinburgh Award in Canada

"Stop! Stop! Stop!" I said. "Like, enough is enough already!"

It all started simply enough, and that should have been fair warning. The 10 Venturers and 16 Rovers in our Scout group decided to do their Duke of Edinburgh Award Expeditions during the 24th of May holiday weekend, using Haliburton Scout Reserve as the base camp. I explained that Haliburton Scout Reserve was at least 136 miles away, up a highway jammed with people going to summer cottages. I warned them about black flies and mosquitoes.

"We'll do it all," they said. "We'll make all the arrangements."

"Right!" I said with a smile, knowing full well I'd have a busy eight or ten weeks ahead of me.

That's when the numbers' game began.

First, the company down the road got wind of what we were up to and there were four or five of them who wanted to come along. Another Rover crew jumped onto the bandwagon and the next thing I knew we had chartered a bus and had sixty guys booked onto the thing. Several car loads began making noises and then we were seventy-five people.

"Stop! Stop! Stop!" I said again. "Like, enough is enough already!"

Did you ever get the feeling you had lost control? Welcome to the Club.

While all this multiplication of Venturers and Rovers was going on, there was a First Aid class to set up to prepare them for their journey. There were practice journeys to see to. There were things like maps to get, menus to think about, equipment to suggest and routes to recommend. The six-man First Aid class exploded into a 49-man gang. Lands and Forests

had a run on maps about equal to the Second World War. "Oh, take it easy, Skip," they said. "It's going to be just great."

At this stage I knew there was no way I'd be on that bus when it left for HSR. Car and I would do the trip in peace and quiet. Fellow Scouters, acting as assessors for each other's company or crew, began to wear that look Scouters get when they are outnumbered, outgunned, outplanned, and the rush from the bus to cars was complete.

The last week before departure was like the calm before the storm. Everything seemed set. First Aid all done. Maps all OK. Menus even looked great. Everyone had a compass. Too good to be true? Right!

The name of the game in this Duke of Edinburgh Award Expedition business is that the fellows divide themselves into teams of four to six, do a pre-planned journey of from 15 to 50 miles, depending on the Stage being undertaken, and, in this case, a combination hike and canoe trip with much portaging and great hilarity. His Royal Highness intended that the Expedition should be a challenge, that the team would do all the planning and that, once out on the trail, they would be visited by an assessor to see how they were doing.

So far, so good. The bus was in the parking lot. Departure hour had arrived. The teams showed up. They looked like an invasion team ready to storm the beaches. You've never seen so much gear in all your life.

"A six-man tent?" I cry. I plead. I argue. I WIN! The tent goes into storage in exchange for a large sheet of plastic.

"Logging boots?" I cry again. I plead again. I argue again. I don't win. But he promises not to wear them in the canoe.

"An umbrella?" The crazy kid knew that would break me up and he had it all staged. The hilarity begins. I have a feeling I'll not be the same loving husband and father by the time I return to my family. I have a feeling someone may get throttled before the weekend is over and that someone may be me. I have a feeling I should have quit while I was ahead, if I ever was ahead. I have a feeling I'd better get out of there and I do.

Car and I leave them to their bussing and we roll merrily up the highway. Goodbye, city. Goodbye, telephones, newspapers, radio and TV. We're off to glorious nature for four beautiful days of peace and quiet and the world can take care of itself.

Peace and quiet indeed. Car and I make the trip up the highway with no difficulty. The weather is great.



The traffic is light. The drive through the bush from the highway to the camp is worth all the hours spent on planning and worrying. We arrive. There is another car ahead of us. Four Rovers on wheels. They are extras. Their registration form must have got lost in the mail. From 75 we grow to 79. The numbers' game continues. They got this far by themselves, I mutter, let them continue. I show them the campsite under the trees and leave them to it.

I find the leaders' cabin, move in, wander down to the beach for a quiet pipe and they begin to arrive. By the carload first and then the bus. Two extra guys on the bus yet. Great! We are now 81.

"What's going on?" I ask the Mate.

"Only two extra guys, Skip," he says. And then I give him the news about the four other extra guys who arrived by car before I did. He begins to wear that look reserved for Scouters when they get outnumbered, outgunned, etc., and I say to myself, serve you right and that's just a sample, buddy, and if you get a little more practice in this confusion routine you might grow up to be a leader. Grow up? The guy is twice the size of me.

"OK!" I say to the Mate, "over to you. Bed them down and I'll see you in the morning. I'm going to bed."

Go to bed I did. Army cots with foam rubber pads. Propane heater and lights. Running water. Six fellow assessors, one of whom is a lady Scouter and a first-class chef. My kind of camping. We'll have to do something about that outdoor convenience.

A terrific racket awakens me at five-thirty Saturday morning.

"Five-thirty in the morning?" I ask anyone who is listening. "Come on kid, knock it off!" It was our friendly neighbourhood woodpecker doing his thing on an old board and making enough noise to stir those 81 characters asleep out there in the bush. Next thing I hear is a roar from the Lady Assessor's room. There are no blinds on her window and she is awakened by a grimy face peering in at her, urging her to get up so she can check out his team and they can get on their way.

"Five-thirty in the morning?" she asks of anyone who is listening, and so we all straggle out of our rooms and check them out and send them off. All that gear they loaded into the bus and into their cars goes on their backs, or under an arm, or dragged along behind until they get to the canoes.



"Have fun, fellows," we say. "Hurry back." They are due in at noon on Monday. "It's going to be a beautiful day," we promise.

Off they go, into their canoes and down the lake. There's only one way out of our lake and that's by portage into the next lake or a river. When they return we'll learn that our lake is the last water some of the teams will see till they get back to it.

The assessors return to the cabin for breakfast and to plan which team to visit first and where. Fortunately, most of the teams are travelling in bunches of at least two, so that cuts down our target areas to about eight. We have three cars and we plan to combine areas and do a quick check of the campsites early that evening.

Saturday runs into a beautiful Sunday. Sunday rushes into a cooler Monday and it's noon and the teams are coming in. We've seen them all at their campsites, and heard all the stories about the rivers being dry, and the eight- and ten-mile portages, and the bugs and the heat, but they feel better today after the run down the lake to base camp. At least one team, doing their 30-mile Silver Stage journey, managed about four miles by water, two up the lake and two back. The rest was all portage and hiking. We find out later that the water in Haliburton was diverted into the Trent Canal system and so there were indeed plenty of dry streams instead of the usual rushing water.

All 16 teams are in, things are looking up and it starts to rain. So we pack them into their bus and into their cars and send them home. Just wait till the lady of the house gets a whiff of the heir to the family millions. Three days in the bush, wearing the same clothes, naturally, as there is no point in getting the spare clothes dirty, too, reeking of bug juice and swamp mud.

The assessors collapse in the cabin to match stories and roar with our own brand of hilarity at some of the tales. We check mileage and find we have accumulated just over 1,200 miles since leaving Scarborough. We check the food supply and there is enough left for a snack. We check the time and we should leave, too. Oh Happy Day! Back to civilization. There's a good movie on TV tonight; my feet hurt; I haven't seen a newspaper since Thursday; I think I have a black fly bite or six; the telephone will be ringing itself right off the wall and so — a quick swim, a quicker packing job and then car and I are off and running. Traffic is heavy but we take to the secret back roads and we beat the bus home. And what a welcome. Fireworks! It's the 24th of May.



WINTER CAMPING Checklist



By Donald H. Swanson, Program Services

Planning a winter camp? The following equipment checklist should facilitate preparations for your camp.

WHAT TO WEAR

The key to keeping warm is to wear several layers of loose-fitting clothing, avoid overheating and keep out the wind.

Underwear

Flannelette pyjamas are the best type of underwear as they are loose fitting and provide air space.

Shirt

Wool or flannel are ideal.

Sweater

A pullover or cardigan style, worn over the shirt.

Parka

This should be windproof and long enough to protect the kidneys from the cold. A drawstring at the waist helps to control body temperature. Loosening the drawstring allows air to circulate more freely.

Slacks

Wool trousers or wind-and-water-repellent ski slacks, tucked into the tops of the footwear.

A change of slacks should be carried in the pack.

Socks

Two pairs of woollen socks should be worn. The outer pair should be a half-size larger.

Two EXTRA pairs of socks in the pack.

Footwear

Selection of footwear must take into account the weather, temperature, nature of the country and method of travel.

Your choice should allow room for the two pairs of socks. Tight footwear leads to cold feet and increases the chance of frostbite.

A good combination for those who don't own mocassins, larrigans or high-cut boots is a pair of overshoes worn over running shoes.

Headwear

It's a good idea to wear a tuque or ski cap under the parka hood.

Mitts

Woollen mittens with a pair of water-repellent overmitts are best. Gloves are an invitation to frozen fingers.

A pair of lined gloves can be useful in camp for doing camp chores.

Sunglasses

Eyesight should be protected from the glare of the sun on the snow. Polarized or amber-coloured sunglasses or ski goggles provide good protection. An excellent project would be making a pair of Eskimo snow goggles.

6





EATING GEAR

Depending on the number of meals to be eaten and the menu planned, the following eating gear will be needed:

- knife fork spoon
- plate bowl mug (not tin)

SLEEPING GEAR

Nightwear: a complete change from skin out is essential for warmth. Fresh pyjamas, a wool tuque or hooded sweatshirt and a pair of socks are a must for comfort and warmth.

Down-filled Sleeping Bag

Don't own a down-filled sleeping bag, or the one you have is only summer weight? Here's how to overcome that problem:

1. Make a flannelette liner to fit inside your bag.
2. Slip the sleeping bag with the liner inside a second sleeping bag.
3. Make a light canvas cover which will encase the two bags.

Mattress

Foam mattress or air mattress: this item is important as 75% of heat loss from the body is downward. Air mattresses tend to be cold unless extra blankets and/or several layers of newspaper are put between the mattress and the sleeping bag.

Groundsheet

Rubber or plastic: a group planning a winter camp could purchase a roll of plastic sheeting and cut it into individual groundsheets. Each sheet should be six to eight inches larger than the sleeping bag to be used.

TOILET GEAR

Cleanliness is just as important in a winter camp as at a summer one.

- towel
- soap and container
- toothbrush and powder or paste
- shaving gear (if required)
- small mirror

MISCELLANEOUS

- notebook and pencil

- Silva compass
- matches
- flashlight
- first aid kit
- emergency kit; candle
- Scout knife
- change of footwear (moccasins)

PACKING

Gear should be packed in a container appropriate for the situation. If you plan to pull toboggans, personal gear could be packed in duffle bags and loaded on the toboggans. Don't forget, whatever the approach taken — backpack or toboggans — patrol or company equipment also must be transported.

PATROL OR COMPANY EQUIPMENT

SHELTER


Tent-in-a-Tent

This uses the same principle as storm windows. Why not construct two tents out of plastic sheeting and test this method. (See *Plastic at Camp*, June/July 1971.)

EQUIPMENT

- axe
- Swede saw
- kitchen tool kit
- dish cloth
- canvas bucket
- wash basin
- cook kit containing small, medium and large pots with lids and frying pan
- shovel
- kitchen mitts
- coffee pot or tea pail
- hank of soft stove wire
- 200 feet hard cord
- candles
- matches in waterproof container
- axe file and stone

Many of the items listed can be obtained from Supply Services. Check your catalogue.



Bob Brooks Photo, Yarmouth, Nova Scotia

By Jim Mackie

In February 1972 the Pictou District of Nova Scotia will conduct a most unusual event — a skating meet. What's unusual about a skating meet, you ask? Well, this one will be their 50th consecutive meet!

District Commissioner Don Smith, who joined Scouting in the district in time to take part in meet number two, took time to tell the Editor why this annual affair has become so popular in his district. Why not read on with the thought that it could be done in your district or region?

8

JFM: First of all, Don, how about some historical background on the Meet?

DES: Well, when we started, our numbers were rather small and, in order to make it an attractive feature, spectator-wise, we included "open" events for adults. This section grew until, eventually, we had skaters coming from New Brunswick, Prince Edward Island and other parts of Nova Scotia. In time, however, the youth participation grew and new events were added for them. Because of this, the "open" events gradually were crowded out, and the entire meet was given over to the youngsters. Incidentally, Brownies and Guides have always been included as invited guests, sharing all benefits of the meet on an equal footing with the boys.

In time, the event became so popular that it was impossible to work all the races into one day, so it was split into a Cub-Brownie Meet and a Scout-Guide Meet, which now also includes Rangers and Venturers. These meets are held on consecutive weekends, normally at each end of Scout-Guide Week. The junior meet runs for an afternoon while the senior takes an afternoon and an evening. If things go as presently expected, it will soon be necessary to expand both meets.

JFM: Tell us something about the equipment necessary to run such a large project.

DES: In order to include all the events that are required to make it possible for individual boys and girls to take part in enough races and events to make participation worthwhile, it was necessary to develop a program, made up of races and events, which use a minimum of equipment, yet would be interesting

from the viewpoint of both contestant and spectator. This was far from being as simple as it might sound and it took us many years of experimenting to come up with our present program which, incidentally, comes in for minor changes almost yearly.

A minimum of equipment wasn't the only necessity; it had to be of a type that could be set up rapidly for successive heats, in order to meet time limitations. JFM: What type of planning and supervisory help do you need for such an event?

DES: Over the years we have developed crews to handle different phases of the meet, such as starters, finish judges, centre-ice equipment crews and scorers. We try to keep trainees coming along to replace those who may drop out.

As to planning and preparation for the meet — ice time is always a problem. Bookings have to be made early in the season and even then we sometimes have to locate other than where we hoped, due to hockey schedules and other commitments. The Sports Committee of the district council handle all details of booking ice time, advance ticket sales, doormen at the rink and decorations. Usually, I look after program revisions and the preparation and mailing of application forms. There is also a Trophy Committee that gathers the trophies together prior to the meet. This Committee also sees to the engraving of trophies and delivery to winners after the meet.

JFM: Does the event pay its own way?

DES: We have kept our admission price (so far) down to 25¢ and have managed to pay all expenses and still clear a bit of money. Originally, tickets were issued to sections and they were asked to get out and sell but, in recent years, an incentive has been added to boost sales. A specially designed crest is given to each boy or girl who sells six or more tickets and this has more than doubled the number of tickets sold. In addition, we offer a sliding scale of bonuses for sections or groups selling over one hundred tickets.

JFM: How does a section indicate they plan to participate?

DES: We do not require an advance filing of an entry form. Two copies of the form are issued to the leader who fills out both. One is kept for his own information at the meet and the other is handed to the Clerk of

the Course prior to the start of the events. Substitutions may be made at the rink by arrangement with the Clerk but no post entries are accepted.

JFM: Do you bring in outside judges?

DES: Judging of group signs, chuck wagons and chariots has been handled in the past few years by a team made up of Industrial Art teachers from county schools. Incidentally, we used to have a sign competition for Cub packs but, sad to relate, always ran into trouble on the judging — pack Scouters insisting that their boys should have won and that the signs that did win certainly weren't made by the boys (as theirs most certainly was) but by the leaders. The simplest way to end the perpetual controversy was to eliminate the contest, which we did.

JFM: The competition must be keen between teammates as well as sections.

DES: The Skating Meet is the only district activity where there is direct competition between individuals and sections. In our other activities, sections work against a possible score and are graded according to the percentage of points earned. At the Meet, we award pack, troop and company aggregate trophies for Cubs, Brownies, Scouts, Guides and Venturers. First four places in all *finals* are awarded ribbons. I print the ribbons and another chap fits them with metal headings, with a pin, so that winners can wear them immediately. At one time we had an individual Aggregate Trophy but it disappeared when we found that a too-intensive spirit of competition was developing, especially between teammates. And speaking of winners, we always had a difficult time getting winners of heats out for finals. So a system was developed whereby a heat winner was given a coloured card by the finish judge and then escorted to the penalty box, where he was kept "on ice" until he was needed again for the semi- or finals.

Don also provided us with a complete set of the material that is mailed to Scouters and Guiders prior to the Ice Meet. Space limitations do not allow us to print everything but what follows is an abbreviated version of the covering letter, a listing of events and plans for the chariot and chuck wagon.

Letter to Leaders.

Dear Scouter or Guider:

That time is here again — the big time for the lads and lasses and the big freeze for the leaders — Skating Meet time!

Enclosed are your entry forms — we would ask that you give them your *careful* attention so that you will be prepared to give your charges all the necessary information and instructions.

Every troop or company will erect in their section of the stands, a *sign or display* featuring the name of their unit, for identification purposes. Theme for this year's display will be "Scoutcraft" (or "Guidecraft"). Only limitations on signs or displays are that they be portable, do not interfere with the view of spectators and that all materials used are removed from the rink at the completion of the Meet.

Prizes will be offered for the four best in the Guide/Ranger section and the four best in the Scout/Venturer section. Judging will be on the following points with ten points being allowed for each: originality; workmanship; team effort; following theme and overall appearance. Displays must be the work of the young people with leaders involved only in an advisory capacity, if at all.

Tickets will be on sale, as in other years, with a specially designed crest offered for each six tickets sold. In addition, there will be the usual sliding scale of bonuses. Our expenses become heavier each year and the only way we have been able to hold the line on our low admission price is by calling for an extra effort on the part of every boy and leader in the district. We would emphasize the necessity of an extra-special push this year.

Although there is no Cub or Brownie sign competition, each pack will be required to erect a sign for identification purposes.

Usual highlight of the Scout Meet, the Chuck Wagon Race, will be run off again this year. Wagons will be paraded prior to the race and judged for prizes for the four best. Judging will be in four categories: authenticity; workmanship; adherence to regulations; performance during the race. Fifteen points are allowed for each category. Judges' decisions are final and wagons will be carefully checked for proper measurements and hitching. Those not coming up to specifications will not be permitted to race. Each team should have several practice runs before the meet, and drivers must wear football or hockey helmets for protection and must *not* wear skates.

All packs, troops and companies arriving in a group, accompanied by their leaders, will be admitted free of charge; all others pay the regular admission fee.

Leader will remain off the ice unless specifically requested by the officials to assist with the running of an event. Too many people on the ice interfere with the running of the Meet and spoil the view for spectators. Officials on the ice will perform their tasks to the best of their abilities and decisions will be made on an unbiased basis. Please accept the decisions of officials.

Remember, the original and continuing intent of the Meet is to give the boys and girls a day of fun on ice, along with a bit of friendly competition — to give every boy and girl an opportunity to compete, regardless of their prowess as skaters. What is important is that every contestant does his or her best and has an enjoyable time.

DESCRIPTION OF SPECIAL RACES

Skin the Rabbit Race

On the word GO, contestants skate to mid ice, go through a rope loop (over head and down over the body), drop loop to the ice and skate to finish.

Flag Planting

On the word GO, contestants skate to first blue line, pick up flag, skate to centre ice, plant flag on pole and skate to finish line.

Obstacle Flag Race

This is a combination of the above two races. On GO, contestants skate to first blue line and pick up flag, skate to mid ice and go through rope loop while still holding the flag, skate to second blue line, plant flag on pole and skate to finish.

Ring Peg Race

On word GO contestants skate to first blue line, pick up ring, skate to mid ice, slip ring over peg and skate to finish.

Back Skating Race (teams of 2)

No. 1 on each team is at the starting line at one end of rink and No. 2 on-line at far end of rink. On GO, No. 1 skates the length of the rink, backward, crossing

line and tagging No. 2 of team who then skates backward to original starting line.

Relay Race

Numbers 1 and 3 of each team at one end of rink; numbers 2 and 4 at other end. Each team member skates the length of rink, handing baton to next numbered teammate. Number 4 carries baton across finish line. (Distance of dash depends on age of contestants.)

Puck Carrying Race

Each contestant makes circuit of rink, propelling puck with a hockey stick. It is a race against time — four fastest times place. The puck must be under control of skater at all times and *must not* be shot ahead. Carrier is permitted *one* kick only at puck. Stick must be in contact with puck on crossing the finish line.

Hurdle Race.

Hurdles, 18" in height, placed at mid ice. Contestants at starting line at one end of rink. At GO, contestants skate to mid ice, jump hurdles, skate to end of rink,

touch boards and skate return course to original starting line, jumping hurdles enroute.

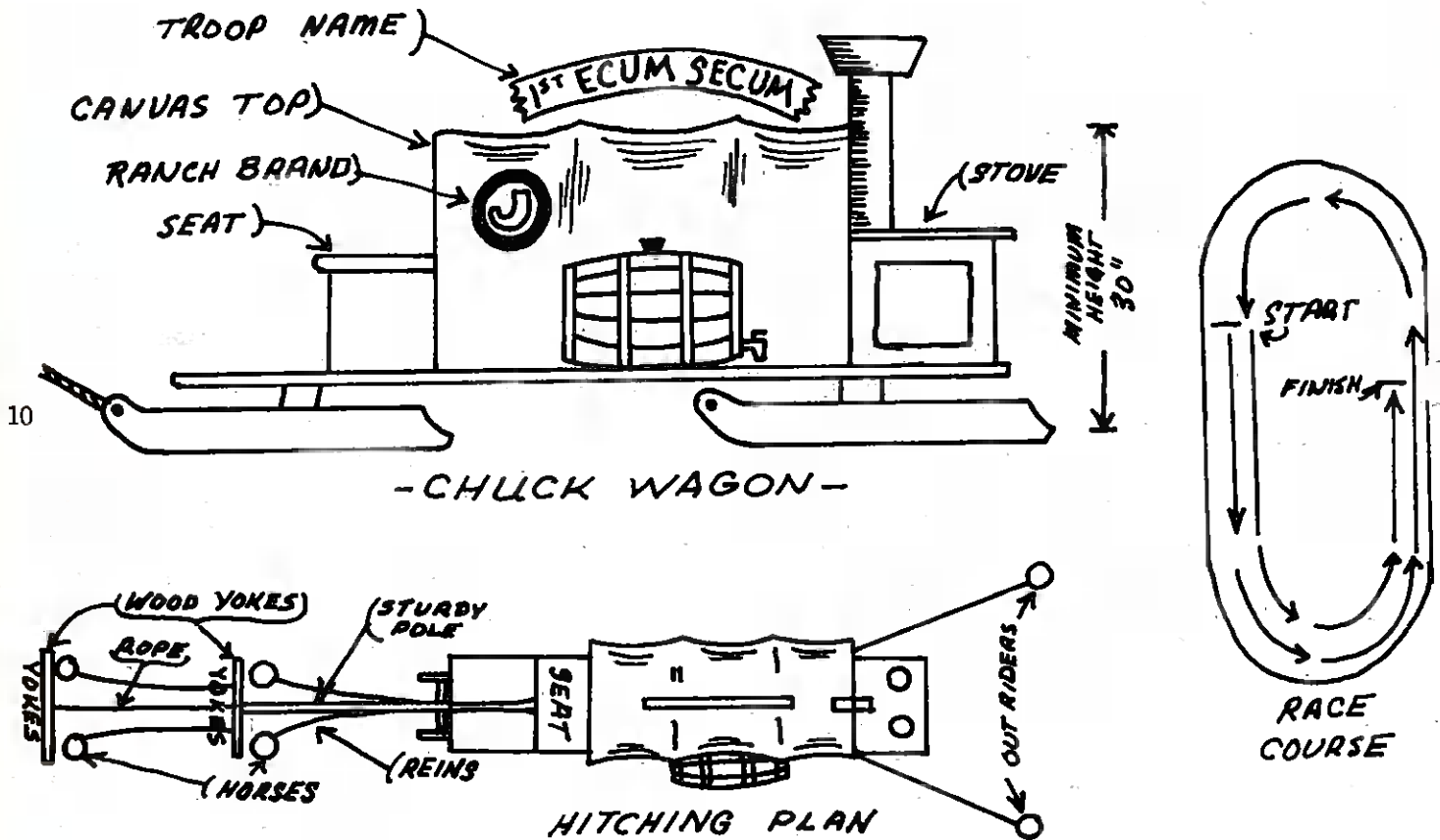
If a contestant tips a hurdle, he is disqualified and drops out.

Wash Day Race

Contestants at one end of rink at starting line. Piece of cloth and a clothes pin on ice at blue line, opposite each contestant. "Clothes line" at mid ice. At GO, contestants skate to blue line, pick up cloth and pin, skate to mid ice, pin cloth on line with pin and then skate on to finish line.

Broom Ball Race

Contestants at starting line, armed with an ordinary house (corn) broom and a ball. At GO, each contestant "stick handles" ball to far end of the rink, rounding marker there and propelling ball back to starting line. As in puck carrying race, the ball must not be shot ahead and broom must be in contact with ball on crossing finish line.



CHUCK WAGON is constructed on a six-foot, double-runner sleigh, as illustrated. If desired, a wagon may be built on base other than double runner but must be on runners, although dummy wheels may be added for appearance. Outside measurements of such base *not to exceed 20" x 72"*. Minimum height of canvas top to be 30"; maximum 36".

Driver must *SIT* up front on seat, clear of canvas cover and drive with reins attached to inner arms of "horses."

Imitation stove (box painted black) with stove pipe is mounted at rear. Water keg on side if desired.

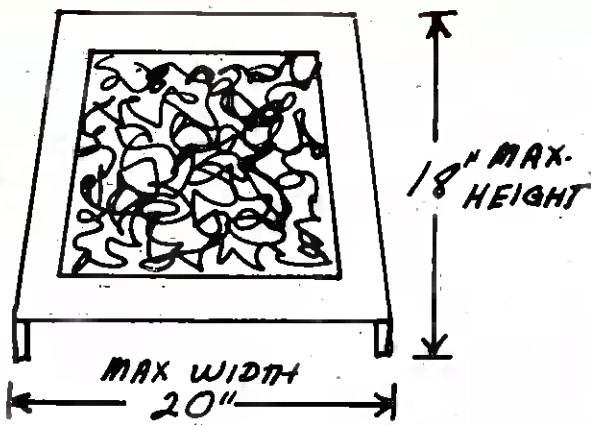
Troop name should be mounted on wagon so it can be seen clearly from both sides.

Good, sturdy pole is fastened to front of sleigh in place of usual rope to provide more accurate steer-

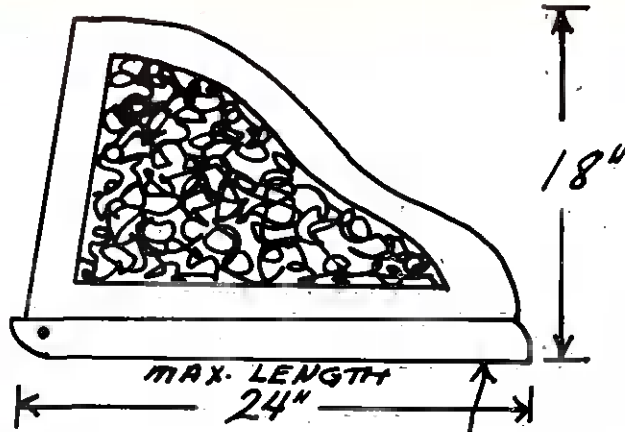
ing. Pole extends only to two back horses; lead horses are hitched with single rope and wooden yoke. **EVERY WAGON MUST BE FITTED WITH POLE AND ROPE IN THIS MANNER OR IT WILL BE DISQUALIFIED.**

Team consists of one (1) DRIVER, four (4) HORSES and two (2) OUTRIDERS, all on skates except the driver. The outriders skate on either side, slightly to the rear of the wagon, holding ropes fastened to the body of wagon. Their job is to steady (not pull) the wagon and to prevent tipping on the turns. (Outriders can make or break a race so they should know their job well.)

Teams will race individually against time, circling the rink for approx. 1-3/4 laps. In case of duplication of times, the teams concerned will re-run to break the tie.

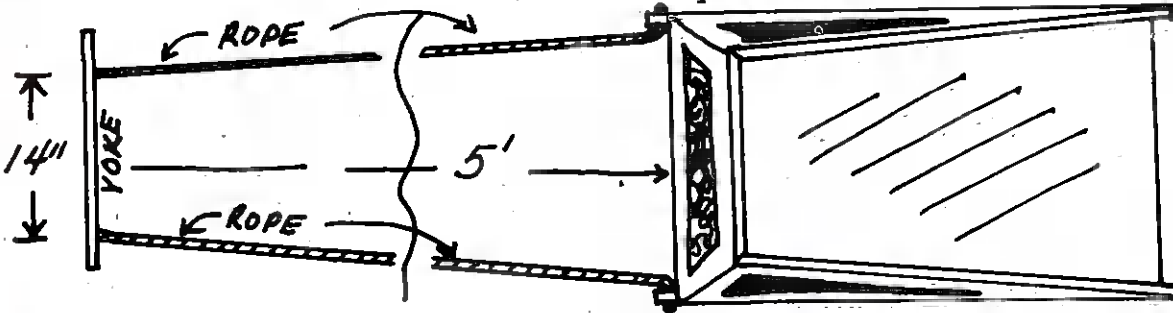
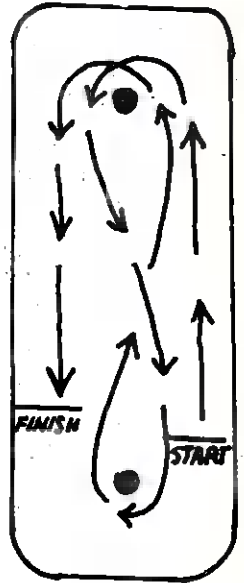


FRONT



SIDE

FLAT RUNNERS



TOP

CHARIOT is built to resemble, as closely as possible, the original Roman version of this type of vehicle and is not limited in outward design or decoration, provided that it does not exceed the maximum measurements shown. It must be built strong enough to stand considerable punishment.

Chariot should have runners as low as possible to aid stability and runners MUST be FLAT or ROUND (skate blades not permissible). This is to allow for sliding on corners, with less chance of tipping. Dummy wheels may be added for a more realistic look.

Chariot is fitted with ropes and wooden yoke; see illustration and measurements. Floor of chariot must be padded for driver to kneel on.

Team consists of DRIVER and TWO HORSES.

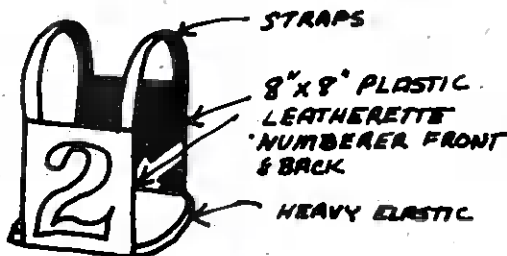
Driver must wear HELMET and HOCKEY GLOVES for protection and drive from kneeling position in chariot, holding reins attached to inner arms of horses. Driver does not wear skates.

Horses, on skates, pull chariot by holding wooden yoke fastened to chariot by ropes.

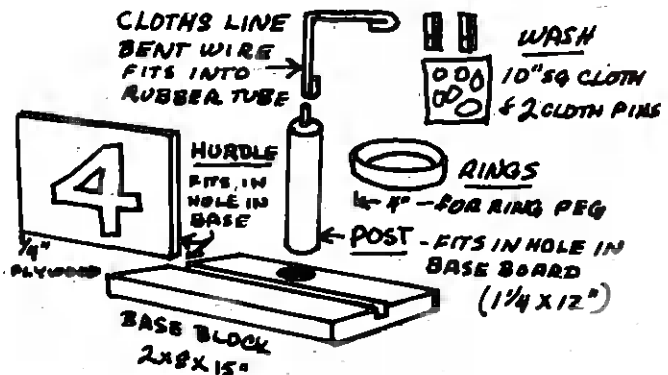
Race is run competitively over figure-of-eight course around rink in heats, according to number of chariots entered.

Driver may assist in controlling skidding on turns by using one foot but must remain kneeling in chariot at all times.

In case of a spill, team may regroup and proceed with race but team must be complete before proceeding and teams must be complete on crossing finish line.



6 SETS NUMBERS 1,2,3,4.
FOR RELAY TEAMS
EACH SET DIFFERENT COLOUR.



CONFERENCES IN TANDEM

By James B. Harvey

Air Vice-Marshal James B. Harvey, our International Commissioner, led Canada's contingent of Scouts and Venturers to the 13th World Jamboree, held in Japan at the beginning of August. Immediately following the World Jamboree, AVM Harvey helped represent Canada at the 23rd World Conference in Tokyo.

Still in the line of Scouting duty, he went on to Hong Kong to represent Canada at the Commonwealth Conference.

We are deeply appreciative of the reporting job done by our International Commissioner and have great pleasure in presenting his twin stories on these pages.

23rd WORLD CONFERENCE

The representatives of seventy-four countries gathered in Tokyo immediately following the 13th World Jamboree to transact Scouting business at the world level. These conferences are held every two years in various parts of the world. Every second conference is held at a place close by the site of the World Jamborees which are held every four years. The reason for this is that many of those who represent their countries at World Conferences also attend the Jamborees and thus travelling expenses are reduced.

While the main theme of discussions varies from conference to conference, the World Committee always gives an accounting of its activities during the period since the previous conference and the World Bureau, which performs much the same function as our National Headquarters, makes a report as well. In addition, papers on particular subjects are given by some countries. For example, at this Conference, Indonesia delivered an excellent address on the role of Scouting in the community. Costa Rica presented an interesting paper on the training of young people for adult responsibility and India gave a fascinating account of Scouting in the desert. (Canada described Scouting in the Arctic at the 22nd World Conference, held two years ago in Finland.) Finally, each region reports on progress. The world is divided into five regions and we belong to the Inter-American Region which includes North and South America and the Caribbean.

On the first day the Conference was officially opened by His Imperial Majesty, the Emperor of Japan, at a most colourful ceremony and, that evening, the delegates were guests of the Premier of Japan at his official residence.

Canada was represented by six delegates, including the International Coordinator and Secretary-General of L'Association des Scouts du Canada. There were also four observers. The Deputy Chief Scout, A. Wallace Denny, acted as delegation leader.

It was a happy occasion for Canadians on two counts. For outstanding services to World Scouting, our former International Commissioner, Len Nicholson, received the Bronze Wolf, World Scouting's highest award; and Bower Carty, former chairman of our National Program Committee, was elected to a full term of six years on the World Committee. An indication of the esteem in which Bower is held was his later appointment as Vice-Chairman of the World Committee.

Another highlight was the welcome extended to Fiji, Gabon, Lesotho and Mauritius as newly recognized members of the World Organization. This brings the total number of countries in World Scouting to 103 — a real milestone! Incidentally, during the past six years, membership has increased by two million.



The theme of the Conference was "For Development." In case this phrase may seem somewhat vague, "Development" refers to all forms of development, i.e., growth in numbers and quality in all countries, more involvement in the affairs of each country at all levels from local community to national, keeping alert to the need for program change as conditions change, the development of capable leaders through well-designed programs and support, thrusting forward into areas not now served adequately by Scouting, such as the youth of the inner-city and remote areas. All papers were very well-prepared and group sessions on each topic brought forth a wealth of information, some of which can be put to good use in Canada. It is the sharing of ideas and experiences to mutual benefit that makes these Conferences so worthwhile.

It is of interest to note that recognition was given to the need for planning, if development is to proceed in an orderly fashion. A five-year plan was adopted, putting together needs and objectives, targets, services required and funding for development.

The financial backing was met in part by raising the annual registration fee from 3¢ to 5¢ per member in each country.

Another innovation was the presentation of the resolutions put forward by the World Jamboree Youth Forum. You will have read about the Youth Forum in a recent issue of this magazine (see *Typhoon Jamboree*, Oct. '71). A team of three Scouts, headed by Yoichi Hara (a Japanese Scout who was also Chairman of the Forum), addressed a plenary session of the Conference to bring to adult ears the concerns of youth. Some of the resolutions bear repeating here in abbreviated form:

1. ECOLOGICAL PROBLEMS

"We think that the conservation problem should be one of the major themes in Scouting. We also believe that Scouts should take *action* as well as think, so that we can show that we really mean what we think and say. It was suggested that an international conservation week be observed by Scouts throughout the world —"

2. COEDUCATION

"For the 15-and-above age groups, activities must be coeducational. In addition, many countries wanting to unite earlier should do so."

6. MODERNIZATION OF SCOUTING

"The actual system set up by Baden-Powell must be modernized and developed to such an extent that it falls into step with the pace of the world."

7. UNIFORM

"We hope for additional emphasis on the World Scout emblem in all phases of Scouting to show unity and brotherhood."

8. THE ROLE OF THE SCOUTER

"Of course the Scouter is a counsellor but in a sound atmosphere of confidence. In all activities of the unit he shall set an example, take time to explain patiently and listen to the boys."

9. SCOUT SPIRIT

"As the Scout Movement becomes modernized we should be careful not to lose sight of the essential Scout spirit so envisaged by Lord Baden-Powell. The Scout spirit is in every Scout and will never fail."

The time passed very quickly and, as the last day arrived, it hardly seemed possible that six days had passed since the opening ceremony. The closing dinner was given by the Boy Scouts of Nippon, followed by dances interpreting some of the ancient traditions of the Japanese people. And then, fond farewells before departure to all corners of the globe. A very wonderful, stimulating experience and renewal of the Scout spirit.

COMMONWEALTH CONFERENCE

Hong Kong — a fabulous setting for the 5th Commonwealth Scout Conference! A dependency of the British Crown, Hong Kong consists of the island of Hong Kong and a tiny piece of the Chinese mainland divided into two sections: the city of Kowloon, which is part of the British Territory, and the New Territories, including some off-shore islands, leased from China to ease the strain of a shortage of space which is of a magnitude difficult for a Canadian to visualize — five million people living and working in an area of less than 400 square miles. The last 10 to 15 years have seen a tremendous growth in large, tall apartment buildings, many 30 and 40 storeys high, to meet the increasing demand for living space. No wonder, for there is no place to go but up!

The Conference was held at YMCA International House in Kowloon, across the harbor from Hong Kong Island. However, this caused little inconvenience if one were staying at a hotel on the island. The Star Ferries are in constant motion day and night and the taxi service is excellent. The official opening, in the auditorium of the City Hall, was presided over by Sir David Trench, Governor and Chief Scout of Hong Kong. It was a very colourful occasion, the Governor being escorted to the dais by a party of Chinese Boy Scouts playing a stirring march on the bagpipes. It seems that this export of Scotland can be found in most corners of the world, almost as wellknown as that other product for which Scotland is famous.

And now for the Conference itself: twenty-one Commonwealth countries were represented, including two that had newly gained world recognition — Fiji and Mauritius. The chairmanship was shared by Lord Maclean, Chief Scout of the Commonwealth; Mr. Kenneth Lo, Chief Commissioner, Hong Kong; and Charles Green, OBE, Commonwealth Commissioner and immediate past-chairman of the World Committee.

The agenda consisted of four items:

1. Future of the position of Chief Scout of the Commonwealth.
2. Provision of a fund or scholarship to assist with and facilitate mutual exchange visits between Scouts of and in Commonwealth territories.
3. The role of Scouting in developing countries.
4. The pattern of Leader Training in Commonwealth countries.

The matter of the future of the position of Chief Scout of the Commonwealth had been discussed on at least two previous occasions and, as one might expect, there is not unanimity of opinion. There are several possibilities: continue as now with Chief Scout being the Chief of the United Kingdom as well; select or elect a Chief Scout from amongst the Common-

wealth countries through some process yet to be agreed upon; or cease this appointment, either now or when the present Chief Scout resigns. There are supporters for all these courses of action, although none objected to the completion of the tenure of the present Chief Scout.

Canada's position has been and continues to be that there is no need for such an office. We have our own Chief Scout in the person of the Governor-General of Canada and superimposing another Chief Scout serves no useful purpose. This view was reiterated by your delegate, with the suggestion that there is value in countries getting together to exchange ideas and experience, as opportunities are presented that are not too expensive and time consuming. For example, Commonwealth countries could meet on an informal basis immediately following the World Conference at the same location.

The second subject for discussion ran aground on the twin rocks of who would finance the proposed fund and how it could be administered without establishing an office or some other point of coordination which would also entail some financial commitment. Canada's stand was that she would not give any financial support but would pursue Scout exchanges with other countries, including those in the Commonwealth, within the Inter-American Region (North and South America and the Caribbean) and beyond as feasible, recognizing the basic value attached to young people of very different backgrounds getting to know one another. No fund is in prospect.

The third item was extremely interesting, although Canada's contribution is limited. Previous meetings and discussions with Scout leaders in developing countries have made us very much aware of the various ways in which Scouting is integrated into local social and economic conditions. In some countries, the emphasis is upon education and Scouting plays a part in the school curriculum; in others, Scouts are directly involved in improving living conditions, such as road building, helping to man travelling health units, sowing and reaping of crops and so on. We have our counterparts in action such as anti-pollution and conservation activities. In one case, we have been in correspondence with the Commissioner for Desert Scouting in India. We both found certain common concerns with the adaptation of Scouting to the Arctic and the Desert: the elements of survival and the approach to best use of meagre resources determining a large part of the program.

The fourth subject, "The Pattern of Leader Training in Commonwealth Countries," proved to be the most valuable from Canada's point of view. Your delegate chaired one of the group sessions and the exchange of information on the approach to leader training left the majority feeling that "we must explore that idea further" or "I must find out more about what they are doing" in this country or that. Regardless of the conditions under which Scouting operates, everyone recognizes, obviously, that the training and development of leaders to enable us to draw on their full potential is at the very core of success of any Scouting organization. We are following up on some of the experiences in other countries.

And so the Conference drew to a close the afternoon of the second day and that evening the delegates assembled at the "Tai Pak" Floating Restaurant for a Chinese dinner. Altogether a most enjoyable occasion among Scouters from the wide corners of the world. The one thing that stands out in your delegate's mind is the great sense of fellowship generated by the spirit of Scouting around the world and, in this case, an additional bond of understanding as members of the Commonwealth.



A SAFE AND LIVING CHRISTMAS TREE

14

The practice of bringing an evergreen tree into the home as part of the Christmas celebration originated in Germany, as early, it is believed, as the eighth century. Prince Albert introduced the custom to England shortly after his marriage to Queen Victoria, and German immigrants are credited with bringing it to North America.

The Christmas tree is a firmly established Canadian tradition. The most popular evergreens used are balsam fir, Douglas-fir, white and black spruce, and Scots pine, with the order of popularity varying from region to region. Douglas-fir is the favoured tree in Western Canada, while balsam fir is preferred in the East. Fast rising in popularity in Ontario and Quebec is the plantation-grown Scots pine. White and black spruce are valued for their foliage density and shape, but have poorer needle-holding qualities. Other frequently used Christmas trees are lodgepole pine, Norway spruce and red spruce.

The average Canadian will have little trouble distinguishing Scots pine from the firs and spruces; in any case, this plantation species is usually marketed separately. The difference between spruce and fir can be more difficult to detect. Here is a sure and simple way: remove one or two needles and examine the twig closely. Spruce

needles leave raised bumps on the twig; fir needles leave a smooth twig with small, white scars.

The evergreen Christmas tree, safe with intelligent use, can present a serious fire hazard if improperly handled. The difference lies in the tree's moisture content — a condition over which you have a surprising degree of control. There are three simple steps to safe enjoyment of your favourite tree:

1. Do not purchase a tree that has dried out. Trees that are too dry have brittle branches that shed needles easily. Test twigs and needles for flexibility.
2. Store tree outdoors, preferably under shade, until it is to be used. If it must be stored indoors, re-cut butt and immerse in water. Maintain water supply.
3. When tree is to be erected, re-cut butt diagonally. Stand tree in water and maintain water supply for duration of tree's use.

A tree handled in this manner will achieve a moisture content equal to, and in many cases greater than, its moisture content when cut, and will stay fresh, green and safe through the Christmas season.

The effectiveness of butt immersion has two important limitations:

1. A tree whose moisture content has dropped to a critical point before im-

mersion will not recover, but will continue to dry out, even while standing in water.

Check tree again for flexibility 24 hours after erecting. If there is any sign of lessened flexibility in needles or twigs, the tree should be removed.


2. Even a tree with 100 percent moisture content will not withstand a complete ring of flames at its base.

A quantity of highly combustible material at the base — such as tissue-wrapped gifts — presents a fire hazard in itself, from which the tree, as well as many household furnishings, will not be immune.

To complete your Christmas tree fire-safety program, use only lighting equipment bearing the Canadian Standards Association label of approval, and make sure every wire and socket is in proper working order. Finally, use only decorations made of non-combustible or approved slow-burning material.

Use of a fire-retardant chemical spray on your tree is no substitute for butt immersion, and is not recommended.

We wish to thank the Canadian Imperial Bank of Commerce for loan of the painting used in our illustration and the Forestry Information Section, Department of the Environment, Ottawa, for material used in this article.



Scout-Guide Week '72

zations benefit. One has only to read the papers to see what happens when one country sets up protective barriers.

Through joint planning — make sure that every man, woman and child knows that Scouting and Guiding are alive and well and thriving in their community. There are many ways to do this, such as activities, open houses, displays, coverage in media — just to name a few.

The next three pages of this article show some of the tools that have been developed to help you promote and publicize Scout-Guide Week. The following list of activities is not comprehensive — many things might better suit your community. Use this list to spark ideas, plan early and follow these plans through so that this is the best Scout-Guide Week ever!



Scout-Guide Week '72 will be held from February 20 to February 27. This is the third and final year of the "Partners in Action" theme. The three year theme has allowed us to build on existing materials — to provide more at less cost to Scouting and Guiding.

Start Planning Now

February will be here — all too soon. To get the maximum benefit from it, we need to start planning now.

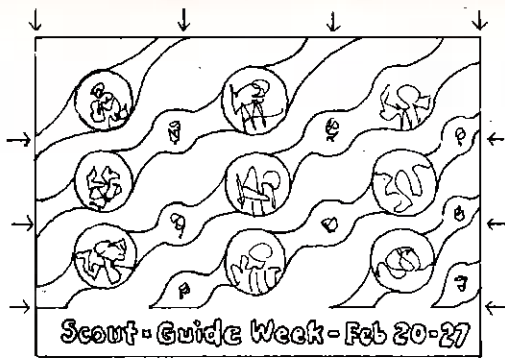
Scout-Guide Week is held from the Sunday before to the Sunday after February 22nd. This latter date is important to us in that it is the birthday of Lady Olave Baden-Powell, Chief Guide, and the birth date of Lord Baden-Powell — the man who founded these two world-wide programs. Scout-Guide Week is a time for us to pause and remember these two wonderful people who gave so much of themselves to serve the youth of the world.

Scout-Guide Week is also a time for us to show the people in our communities who we are, what we do and how well we do it. Scouting and Guiding flourish in those communities where the people support them. We should use this week to build more support and to thank people for the support we have received.

The key to a successful 'Scout-Guide Week' is cooperation — a willingness on the part of Scouters and Guiders to plan and work together so that both organi-

Scout-Guide Week Activities and Projects

- Obtain a proclamation from the provincial or local officials.
- See if Scouts and Guides can be appointed Mayor, Fire Chief, Police Chief etc., for a day.
- Encourage all Scouts and Guides to wear full uniform — especially on February 22.
- Hold special ecumenical services or a folk mass — perhaps in a local arena. Invite other youth groups to participate.
- Have at least one display or exhibit in each major shopping centre in your community.
- Make every Scout and Guide meeting a special meeting (such as a birthday party) and invite parents and friends to attend.
- Put posters in every school or place where youth meet.
- Undertake special service projects for the community.
- Provide Scout-Guide choirs, speakers, ushers for meetings.
- Try to get a special supplement in the local paper.
- Use community cablevision.
- Encourage groups and sections to participate or be in the audience of local children's shows on T.V.
- Hold a Ranger, Venturer, Rover, Leader dance.
- Recognize publicly the achievements of Scouts, Guides, Leaders and people who have helped us.




SCOUT-GUIDE WEEK POSTERS

The 1972 Scout-Guide Week poster, featuring Cubs, Brownies, Scouts, Guides, Venturers, Rangers, Rovers, Guiders and Scouters is available free from Scout and Guide councils.

Produced in dramatic black and white, this versatile poster can be used for Scout-Guide Week and, by simply cutting off the message, used year round. Those who wish can cut the poster further into nine small posters for use where space is limited.

The nine action pictures feature small groups of each section involved in interesting activities. Use in schools, churches, window displays and exhibits.



16

T.V. PROMOS


Sixty-second, 16mm sound-on-colour T.V. promos are available for Cubs, Scouts, Venturers and Rovers. Make sure that each television station has a set. They will be used as public service announcements when time permits. The experience of Councils who have provided promos to their local stations proves this statement, 'a major return for a minor investment'.

T.V. SLIDES

This year, we have a choice of two sets of T.V. slides. The first set is a repeat of the portrait type slide produced for Scout-Guide Week '71. These are available in limited quantity. Place your order early!


The second set is a new series of coloured, action shots with the "Partners in Action" slogan superimposed on the slide.

Want T.V. coverage? Take one set of each of these to every T.V. station with T.V. spot announcements. Ask them to put the set in their library. Make sure station personnel know the dates of Scout-Guide Week.



P.R. TIPS

Especially developed for people who are new to public relations, publicity or promotion. This year, we have a set of eight P.R. Tips — each an introduction to one aspect of P.R., communications, publicity or promotion. Printed on 8½" x 11" stock and pre-punched for a ring binder, these tips are the beginnings of your P.R. file. These are available free from Scout and Guide offices.



REPRO SHEETS

Symbols — we have symbols for all Scout and Guide programs. These can be used to brighten up copy in reports, bulletins or any printing process which involves photography in making plates. Many newspapers are now using photo processes to make plates. Local offices using Gestetner, or similar printing methods, can have plates made using such art.

These repro sheets can also be used in paste-ups for overhead transparencies and in photocopies. Used with an epidiascope (magic lantern) they can be used to create large cut-out symbols for displays and exhibits.



CERTIFICATES OF APPRECIATION

Say "thank you" to the media! After Scout-Guide Week '72, issue Certificates of Appreciation. These are available in limited quantity. They should be presented by representatives of both organizations.

FACT SHEETS

Want some national items for a special page in your local paper or local bulletins? If so, these fact sheets can be helpful. They contain a number of short articles on Scouting and Guiding.

RADIO & T.V. SPOTS

Thirty-second and sixty-second spot announcements for use on radio and television. Adapt them to local needs or use them as is. Try using them in conjunction with the T.V. slides.



17

GLOSSIES

Need quick cheap photographs for newspaper articles or columns? If so, we suggest you use these free glossies — 2" x 2" photographs. They fit one column in most papers. They can also be useful in livening up reports and bulletins.

LINE DRAWINGS

Again designed in one-column and two-column sizes. Combinations of line drawings, glossies and a brief text can make a very attractive newspaper ad at no cost except time and effort.

NEWSPAPER MATS

Some newspapers still use mats to make plates for printing. A variety of mats are now available — mostly featuring Scout and Guide symbols.

PHOTO KITS

Sets of ten photographs for Cubs, Scouts, Venturers and Rovers. These 8" x 10" lithomatic reprints are economical and useful for displays and exhibits.

The following aids are free and should be ordered from Scout or Guide offices:

We need

- | | |
|-----------------------------------|-------|
| 1. Scout-Guide Week Posters | _____ |
| 2. P.R. Tips | |
| — Newspapers..... | _____ |
| — Radio & T.V..... | _____ |
| — Displays & Exhibits | _____ |
| — Company Publications..... | _____ |
| — Photographs | _____ |
| — Do It Yourself..... | _____ |
| — Our Best P.R..... | _____ |
| — A.B.C.'s of Communicating | _____ |

We
need

3. Repros & Glossies

- Wolf Cubs — Cub Symbol.....
- Boy Scouts — symbol.....
- Venturers — symbol.....
- Rovers — symbol.....
- Boy Scouts of Canada — symbol.....
- Scouting is Challenge — 2 & 4 column cuts.....
- Scout-Guide Week '70, '71, '72.....
- Line Drawings — Partners in Action.....
- #1 Glossies — 9 - 2" x 2" heads.....
- #2 Glossies — Partners in Action photos.....
- #3 Glossies — Partners in Action photos.....
- Rovers '71 Repros.....
- Training Talks repros.....
- Apple Day repros.....

4. Newspaper Mats

- Cub symbol.....
- Brownie symbol.....
- Scout symbol.....
- Guide symbol.....
- Venturer symbol.....
- Ranger symbol.....
- Rover symbol.....

5. Radio & T.V. Spot Announcements.....

6. Fact Sheets 1972.....

These items are sold *only* by Information Services, Boy Scouts of Canada, P.O. Box 5151, Stn. 'F', Ottawa K2C 3G7. Order by number to avoid confusion.



ALL SLIDES
AVAILABLE
AT A PRICE
OF \$1.00
EACH

We
Need Cash

1. T.V. Slides

- 71-37 Cub Head.....
- 71-38 Scout head.....
- 71-39 Venturer head.....
- 71-40 Rover head.....

- 71-41 Scouter head.....
- 71-33 Brownie head.....
- 71-34 Guide head.....
- 71-35 Ranger head.....
- 71-36 Guide Leader head.....
- 72-01 Cub scene — Partners in Action.....
- 72-02 Scout scene.....
- 72-03 Venturer scene.....
- 72-04 Rover scene.....
- 72-05 Apple Day.....
- 72-22 Brownie scene.....
- 72-23 Guide scene.....
- 72-24 Ranger scene.....
- 72-25 Guider with Brownies.....

2. PHOTO KITS

Lithomatic photo reprints — ten 8" x 10" to a set — \$1.25 per set

- 72-06 Cub.....
- 72-07 Scout.....
- 72-08 Venturer.....
- 72-09 Rover.....

3. FILMS & T.V. PROMOS

- 72-11 "Another Day" 12-min. sound-on-colour 16-mm. film \$100.00 per print
- 72-12 Cubs } 1 min. \$ 15.00 per print
- 72-13 Scouts } 16-mm. 15.00 per print
- 72-14 Venturers } sound on 15.00 per print
- 72-15 Rovers } colour promo 15.00 per print

4. FILMSTRIPS

- "Growth — Planning or Luck?"
- \$12.50 with script only 72-16
- \$15.00 with script and tape or cassette 72-17
- Partners in Action (Cub)
- \$12.50 with script only 72-18
- \$15.00 with script and tape or cassette 72-19
- Rovering is Doing (Rover)
- \$12.50 with script only 72-20
- \$15.00 with script and tape or cassette 72-21


5. POSTERS — Partners in Action — 36" x 48"

- #71-20 Cub @ \$1.00 each.....
- #71-21 Scout @ \$1.00 each.....
- #71-22 Venturer @ \$1.00 each.....
- #71-23 Rover @ \$1.00 each.....
- #71-24 Adult ldr. @ \$1.00 each.....
- #71-25 Sets of above five posters @ \$4.50 a set.....

LITHOMATIC PHOTO REPRINTS — 8½" x 11" — for Partners in Action Posters @ 3 for 50¢

- #71-26 Cub.....
- #71-27 Scout.....
- #71-28 Venturer.....
- #71-29 Rover.....
- #71-30 Adult Leader.....

Your group's got a lot going for it.



Our free booklet is just one example.

'Cooking in Foil' is a handy pocket size. Shows you how to be a cook-out whiz. And it's yours for the asking.

There's more. Free signalling charts with all the semaphore and morse signals. A film library you can borrow from, with interesting subjects like water-skiing, football, baseball, Africa's Big Game, etc.

It's easy to get these items. Just contact your bottler of Coca-Cola.

Ask him about his 'special events' service, too. His refreshment facilities. And how he'll arrange a bottling plant tour that's the ideal way to show you modern, hygienic automation today.

All it takes is a phone call or note to your local bottler of Coca-Cola.

It's the
real thing.
Coke.

Trade Mark Reg.



Both Coca-Cola and Coke are registered trade marks, which identify only the product of Coca-Cola Ltd.

BUCKSKIN SHIRT
FOLD AND CUT FROM BURLAP



WESTWA



SHEETING WITH
DRAWSTRING ENDS

CARDBOARD
BODY
AND WHEELS

BROOMSTICK AXLES

CARDBOARD BOXES

CLOTH SKIRT

20

Since the days of newspaperman Horace Greeley, the call has been, "Go west, young man." For many years the western part of North America has had an almost unrivalled appeal, not only in this country but throughout the entire world. Its popularity is readily seen when you consider the number of movies with a western flavour that have been produced. And while television programs come and go, westerns like *Bonanza* and *Gunsmoke* continue, year after year.

Boys (and many girls, too) love to play "Cowboys and Indians" and this imaginative theme can be carried through into an enjoyable and exciting special pack meeting or parents' night program.

Half the fun of a special pack meeting is the preparation of costumes, props and program. These activities can be made part of a number of regular meetings leading up to the big night. This is a splendid opportunity to involve parents through the making of props and costumes.

For this particular special meeting, we suggest that you stay with the cowboy and outlaw theme. North America's first citizen, the Indian, is often cast as the villain in movies and television. Why not show him to your boys in his real light? In a future issue we will provide an article on Indian Lore that your boys will


also enjoy, and which can be used as the theme for another special pack meeting.

For your *Westward Ho!* theme, you can plan one main skit or have a number of them, possibly one from each six. Here are a few suggestions: a pioneer trading post or bank being robbed; a Wells-Fargo station or stagecoach under attack, with the soldiers or "good guys" arriving in time to save all; a covered-wagon trek; a rodeo; a wild west show or some incident connected with a historic trail or place. A look through the western section of your local library will produce all sorts of ideas and it will give you an opportunity to introduce your boys to the library and librarian.

There are many items that can be made by Cubs and parents for use in the skits, such as a stagecoach or covered wagon from heavy cardboard; cowboy clothing: bandanas, vests, chaps, shirts, masks, lassos, powderhorns, buckskin clothes, neckerchief slides and holsters; horses and branding irons; and background scenery.

No theme lends itself better to an artificial campfire (or a real one, if you hold the event outdoors) than a western one. To add to the atmosphere why not light the scene with candles? Collect a few logs, have holes drilled in them and insert candles of different

ARD HO!



lengths. Candles should be lighted only when the boys have settled down and there is no chance of them being knocked over.

Since singing is the most important part of a campfire and a real-life western activity, you will want to have a good supply of songs. Don't be afraid to use recordings of western music as a background for your skits (a skit could be based on a song such as *High Noon*) or at the actual campfire program. You might have a parent or older brother or sister come along with a guitar to lead a few of the songs. Don't forget old favourites such as *Home on the Range*, *Red River Valley* and *The Streets of Laredo*.

An exhibit table is also an important part of a special theme night. Have the boys make items that have a western theme. Each item should be prominently marked with the boy's name and six. The table should be located so that parents and guests will have to walk by it and observe the work that has been done. As part of the pre-and-post pack meeting, Cubs could be stationed at the table to explain the various items. Tests can be passed for the work done and possibly a prize given for the best project.

Your local museum might be willing to set up an exhibit of a historical nature and possibly your library would provide a collection of western books.

The spino-lariat is simple to make and fun to use. Why not have the boys make them ahead of time and have a group put on a twirling exhibition to music?

There are many games that can be played with a western theme and a few examples can be found on pages 29 and 30 of this issue.

Parents and guests can also be involved in the proceedings if you provide a few simple activities for them. Ask a father to cut out a few steers' heads from a sheet of plywood, paint them, attach to a broomstick, and then see which dad or mother can lasso the "critter" with the sash-cord lariat you provide. A child's rubber dart game is also fun and will locate the "straight shooter" in the crowd.

Roundup is a much-used western word. Make your special pack meeting a "roundup time" for all the boys in your area who are not, but should be, members. Why not put on your western show a second time especially for this group and issue invitations through your school or church?

WE THANK Boy Scouts of America for resource material used in this article.



**By B. H. Mortlock, Director
Relationships & Information Services**

Does your name, or the name of your pack, troop, company or crew appear in the list appended to this story? If it does, it means you have contributed to the biggest overseas aid program undertaken by Boy Scouts of Canada since the Second World War years. If it does not, it means that you have overlooked a wonderful opportunity for you and your boys to express the true spirit of world brotherhood by assisting in Canadian Scouting's CAN-CARIB PROJECT.

What is the CAN-CARIB PROJECT? Well, for those of you who haven't heard of it before, it is a four-year plan to assist 18 Caribbean countries and territories in developing their organizations, expanding their Movements and training their leaders. We are now in the fourth and final year and, while the project is going ahead without abatement, contributions from Canadian Scouting are not keeping up with the need.

We undertook this project at the urgent request of the Inter-American Committee of the Boy Scouts

World Bureau. The money has come from several sources. Through its Canadian International Development Agency, the Canadian Government has contributed one third of the cost. Canadian industrial and commercial interests operating in the Caribbean have contributed 42% of the cost and the Movement in Canada has been asked to meet only 25% of the cost.


We dislike mentioning this, but our membership has fallen down on its 25%, which is only a matter of about \$2,500 in each of the four years. However, there is still a chance to catch up with our responsibility and it can be done without endangering any section's funds.

How about taking a crack at this simple plan? If every boy in Canadian Scouting — and that totals 238,000 boys (plus, of course, some 32,000 leaders) — were to give just ten cents — the price of a package of gum — less than the cost of a comic book — we would have more than enough, not only to complete

22



Pioneering on a Wood Badge Course in Tobago.



Sherman K. Ramsingh, Caribbean Field Commissioner, at Scouts d'Haiti headquarters.

the Can-Carib Project but also to provide a healthy sum for our World Brotherhood Fund which helps our own Scouts in time of disaster and helps Scouts in any part of the world who need our assistance.

Please, don't put this aside and say, "I must do something about this." Take this magazine to your next pack, troop, company or crew meeting and tell your boys the story. We feel certain they'll be delighted to bring in that ten cents, and perhaps a bit more, to see this project to a successful conclusion.

They'll be helping to provide the full-time services of a Scout executive who trains leaders, who organizes and develops councils, who conducts financial seminars, who plans jamborees, and who does a hundred other things we haven't room to list here.

Will you, Mr. Scouter, make sure that Canadian Scouting does not fail in the task it has accepted?

Just send your donations, small or large, to the Can-Carib Fund, Boy Scouts of Canada, P.O. Box 5151, Ottawa K2C 3G7.

Not only will we be grateful, but several thousand Cubs, Scouts and older members of the Scouting fraternity in the Caribbean will rise up and call you blessed.



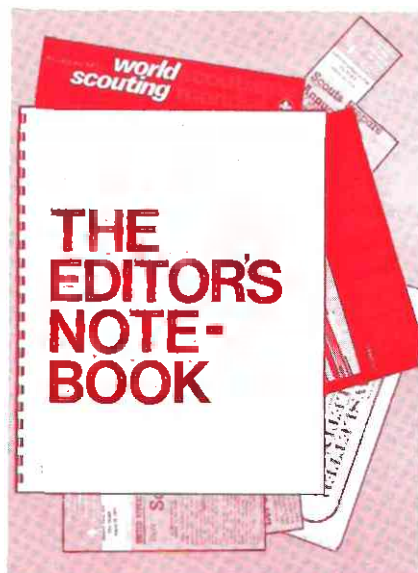
Sea Scouts in Surinam sail an improvised boat in one of their creeks.

Wai Wai Indian boys from Guyana construct a carat palm shed at the 3rd Caribbean Jamboree. The boys wear their hair long and plaited.



CAN-CARIB DONATIONS 1971

43rd 'B' Pack and 43rd Scout Troop, London, Ont.	\$ 9.75
1st Langenburg Scout Troop, Sask.	5.00
1st Watson Lake Scouts	15.00
2nd Tillsonburg Pack	2.01
32nd Ottawa Troop	10.00
3rd Burnaby West Cubs & Scouts	15.56
5th Burnaby West Venturers, Cubs & Scouts	15.56
11th Kitchener Scouts	5.00
Blackfoot District Mothers, Alta.	50.00
C.F.S. Lac St. Denis	12.06
Nelson Allen, Sarnia, Ont.	5.00
1st Shellbrook Cubs & Scouts, Sask.	18.35
Kitchener-Waterloo Overseas Aid, Inc.	500.00
2nd Greenwood Group Committee, Cubs & Scouts	25.00
1st Morris Venturers, Scouts & Cubs, 1st Mary, Queen of the World Cubs and 1st Park Avenue Cubs, Nfld.	20.50
Belleville District Ladies Auxiliary	50.00
W. C. Henderson	25.00
Bank of Nova Scotia, General Office, Toronto	1,000.00
Bank of Montreal, Head Office, Montreal	200.00
Royal Bank, Head Office, Montreal	1,000.00
Tillsonburg Cubs, Scouts & Venturers	10.00
3rd Capilano Group	14.58
The House of Seagram Ltd., Montreal	500.00
Kindred Industries Ltd., Midland, Ont.	1,000.00
Parkland (Yorkton) District Boy Scouts	25.30



You will probably remember a series of advertisements that appeared in newspapers and magazines a few years back showing a suitably unattired young lady, along with the caption, "I dreamed I was dancing (or some such public activity) in my Maiden Form Bra." Well, picture if you will, your usually conservative editor, walking to a head table to deliver the opening address at a Scouters' conference of some 250 leaders and their wives and husbands, in a pair of bright yellow "Long Johns" (with trap). No, not a bad dream; just one of the many zany stunts pulled at the 14th Nova Scotia Scouters' Conference, held in Truro over Thanksgiving weekend. I should explain that every other male at the headtable, with the exception of a clergyman and the Mayor of Truro who, for some reason, were not let in on the fun (much to their relief), was also dressed in the same gaudy unmentionables. The garments were supplied and dyed the rainbow colours by a local undergarment firm who operate under the same name as a well-known Canadian parliamentarian.

The conference was a booming success and to all concerned I sent my thanks for the invitation to attend and congratulations on a job well done. The program, which followed the theme, "Outdoor Scouting Fun," took place in crisp fall weather and provided participants with many new ideas and gimmicks.

The previous weekend I attended the New Brunswick Scouters' Conference in beautiful St. Andrews. Again the weather was perfect, with the temperature hitting the

80's. Those in attendance were treated to a "doing" program, much of it held in the outdoors. The week following the conference I had the opportunity to travel through New Brunswick with Herb Northcott and Mike MacNamara of the New Brunswick staff and attend meetings of Scouters in Woodstock, Sussex and Moncton. It was a most worthwhile experience and to all who took time to come out I send my thanks.

There is really nothing like a good Scouters' conference to enthuse people and get the batteries charged for another year. If your area doesn't hold one, ask why. In a future issue we hope to do an article on how to plan and run a conference.

A unique presentation took place at the New Brunswick Conference when Dr. A. T. Leatherbarrow was presented with his Wood Badge. Unique because the good doctor is in his 87th year and has recorded over 64 years as an active Scouter. He was one of B.-P.'s original recruits in England and indicated that Scouting has been one of his major interests ever since. Dr. Leatherbarrow still has a large medical practice and travels regularly to visit his patients in hospital in Saint John, a distance of some 20 miles from his home in Hampton.

In Toronto, eight Scouts recently formed a good-turn project team to assist a 27-year-old blind man by accompanying him on two-hour walks, four days each week. Due to inactivity, Edward Harnden was in poor physical condition and unable to get a seeing-eye dog because he could not walk at the required three-miles-per-hour speed.

He described his first walk with the boys as "a real ordeal" and could manage only one mile an hour. After four weeks he could walk the required three miles an hour, had a tan and felt "so much better." Mr. Harnden describes his aides as his "seeing-eye Scouts." Toronto Scouts also did regular duty at Ontario Place, assisting disabled persons who must move around in wheelchairs.

Scouts attending the annual camporee of the Windsor District were taking no chances on rain spoiling their fun. They had their own resident medicine man, Shaman Kitpou of British Columbia, use some of his Indian lore to make sure it didn't rain. The *Windsor Star* photo by Peter Earle shows the Shaman calling on the Great Spirit to send away the clouds and make the sun to shine. Evidently the call didn't get through because it rained anyway.



And another way to raise funds. The 2nd Nashwaaksis Group (just across the river from Fredericton) held a door-to-door collection for used paperback books and, judging from the smile of Cub Kirkwood Haines, the drive was a success.

Photo courtesy *The Fredericton Gleaner*.

The Quebec Provincial Council held their second annual Leaders' Golf Tournament and Sports Weekend, September 24 to 26, at Anderson Sports Camp (see *The Canadian Leader*, October 1970). For only \$10, those who attended received two nights' accommodation, five meals, four rounds of golf and full use of all sports facilities of the camp, including waterskiing, the swimming pool and canoeing.

The 1969-1971 Biennial Report of the Boy Scouts World Bureau notes proudly that over 100 member countries now belong to the World brotherhood and that the latest census figures to 1970 show an increase in total membership to 12,035,452.

The Office Overload publication, *Management Tips*, reports that *American Telephone and Telegraph* recently came up with six rules for a good supervisor. They could well apply to Scouters.

- Encourage your people to grow. Trust them and let them try new things. And don't hit the roof if they make mistakes.
- Don't hide behind the rule book.
- Keep learning. A good supervisor (Scouter) doesn't try to bluff his way along. He is not afraid to say, "I don't know."
- Be available. Let subordinates (boys) know they are always welcome to discuss problems or suggestions with you.
- Be alert. Spot employee (boy) problems and solve them early. Be concerned. Offer help with personal problems, even if it is only listening.
- Be ready to give a little and be tolerant of young people with new ideas. Teamwork requires that both sides give a little.

With the hazards of winter driving around us once again, it would be well to heed these words of wisdom — Remember that a car isn't the only thing that can be recalled by its maker.



National Council President John Sharp and Deputy Chief Scout Wally Denny are anxious to find out what is happening in Scouting across Canada and because of this have started a series of visits, with Chief Executive Percy Ross, that eventually will take them to all provinces. In October they visited Manitoba and British Columbia and they will be heading east in the new year.

While in New Brunswick I had the opportunity to see the proposed site of their 1972 provincial jamboree. It is located on a section of the Saint John River above Fredericton that was widened by flooding when the massive Mac-taquac Dam was built. The view is terrific and the site, which is in a provincial park, should really rock between July 8 and 15 when the Scouts take over. Invitations to attend the jamboree will be sent

to all provinces, so watch for news of the event in your local bulletin.

Lord Maclean, Chief Scout of the Commonwealth, recently was honoured by the Queen when she appointed him Head of her Household with the historic title of Lord Chamberlain. Lord Maclean has submitted his resignation to The Scout Association (U.K.) as Chief Scout of the Council of The Scout Association.

The annual Brantford Scouting-in-Action show had an unusual visitor this year but he didn't seem to worry the DeMeer brothers of Paris as they concentrated on their soap carving. It seems their pack won the wolf, of the stuffed variety, in competition in 1961.

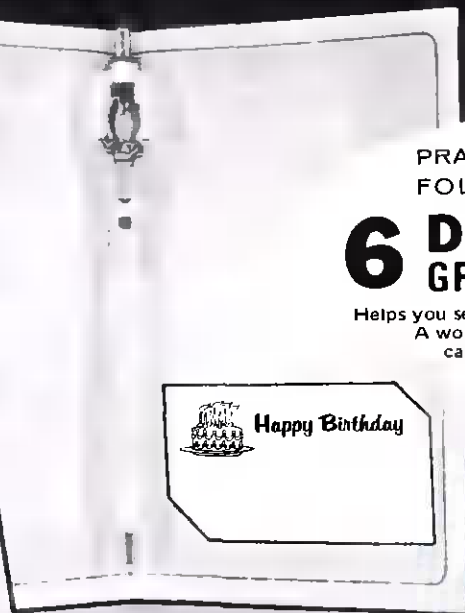

Brantford Expositor photo.



YOUR GROUP KEEPS 40¢

YOU WILL

GOLDEN PRAYING HANDS PEN
SHOWN ACTUAL SIZE



PRAYING HANDS GIFT
FOLDER INCLUDES

6 DIFFERENT GREETING CARDS

Helps you sell three or four pens at a time!
A wonderful gift and there's a
card for every occasion.



The Famous

GOLDEN PRAYING HANDS PEN

SELL FOR \$1.00
KEEP 40¢
FOR YOUR GROUP
ACTIVITIES

One of the most popular fund raising plans in Canada for the past four years. This high quality pen has a beautifully sculptured replica of Durer's famous "PRAYING HANDS" in antique gold finish mounted on a brushed gold finish cap. Inspirational "SERENITY PRAYER" imprinted, in gold, on the pure white barrel.

a gift mailing envelope) for ONLY \$1.00. YOUR GROUP KEEPS 40c on EVERY SALE!

Order one kit (25 pens and gift folders) per worker and average \$10.00 PROFIT PER WORKER! A typical group will complete their campaign in one or two days. Start your fund raising campaign TODAY with The Golden Praying Hands Pen or THE CANADIAN FLAG PEN or THE ECOLOGY FLAG PEN shown on the opposite page.

Sell each pen (which includes the gift folder, six different greeting cards, and

SEND NO MONEY!

Take TWO months to pay!
Everything shipped PREPAID.

GUARANTEED PROFITS!

You keep 40% of all money you collect! Return any kits you do not sell.

EACH WORKER GETS HANDY SELLING KIT!


Very little work involved for the leader or campaign manager because everything you need comes packaged in a handy selling kit. Each kit has 1 FREE Fund Raiser badge; Report Envelope for seller to enclose money and or returns; 25 Pens inserted into Gift Folders with 6 different greeting cards in each folder and one gift mailing envelope. Canadian Flag and Ecology Flag plans have all of the above except the greeting cards. Campaign manager also receives a master record form to list report envelope data. Gives a complete picture of where you stand at all times, quickly and easily.



USE ORDER FORM ON OPPOSITE PAGE TO ORDER GOLDEN PRAYING HANDS, CANADIAN FLAG OR ECOLOGY FLAG PENS. MIX OR MATCH IN KIT QUANTITIES.

ON EVERY \$1.00 SALE!

MAKE \$20.00 TO \$2,000.00 AND MORE!



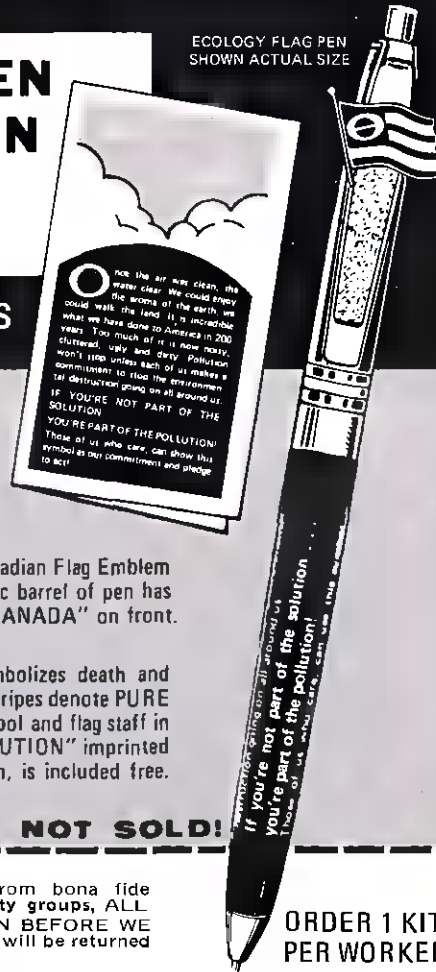
CANADIAN FLAG PEN SHOWN ACTUAL SIZE

CANADIAN FLAG PEN ECOLOGY FLAG PEN

THE **"NOW"** FUND RAISING PENS!

FOR CIVIC MINDED GROUPS

◀ PROMOTE CANADA
FIGHT POLLUTION ▶



ECOLOGY FLAG PEN SHOWN ACTUAL SIZE

THE CANADIAN FLAG PEN has a brushed gold finish cap with the Canadian Flag Emblem in vivid bakenamel colors of red and white. Rich looking white plastic barrel of pen has "O CANADA" imprinted in gold ink. Gift folder has Flag and "O CANADA" on front. 25 pens and folders to a kit.

THE ECOLOGY FLAG features the Greek letter, Theta, which symbolizes death and destruction. Green stripes in the flag signify UNspoiled land, white stripes denote PURE AIR. Colors are permanent bakenamel white and green with theta symbol and flag staff in gold finish. The pen barrel is green with appropriate "POLLUTION SOLUTION" imprinted in white ink. Gift folder, with explanation of Ecology flag symbolism, is included free. 25 pens and folders to a kit.

PAY AFTER YOU SELL! RETURN ALL NOT SOLD!

ORDER TODAY!

PLEASE SEND US

THE FOLLOWING KITS AT \$15.00 PER KIT

(25 Pens and Gift Folders Per Kit)

— GOLDEN PRAYING HANDS KITS

— CANADIAN FLAG KITS

— ECOLOGY FLAG KITS

— TOTAL KITS

MINIMUM ORDER - 2 KITS

ORDER 1 KIT PER WORKER

ORDER 8 KITS YOU KEEP \$80.00

ORDER 16 KITS YOU KEEP \$160.00

ORDER 40 KITS YOU KEEP \$400.00

ORDER 80 KITS YOU KEEP \$800.00

YOU MAY RETURN ANY UNSOLD KITS

IMPORTANT: Since we can only honor those inquiries from bona fide Fraternal, Church, Civic, School and Community groups, ALL INFORMATION REQUESTED BELOW MUST BE FILLED IN BEFORE WE CAN HONOR THIS ORDER. Save time and do it NOW! Order will be returned unless we have ALL information.

Name of Group
 Church or Sponsor
 Address
 City Province Zone
 Phone (if none, write none) Active workers

ORDER WILL BE SHIPPED ONLY TO PERSON AUTHORIZED TO ORDER

Name of Person Authorized to order Title
 Home Address Phone
 City Province Zone
 Phone (if none, write none) Age if Under 21

NAME OF ANOTHER OFFICER IN GROUP (PRES./TREAS./PASTOR, ETC.)

Name Title
 Home Address
 City Province Zone
 Phone (if none, write none)

MAIL TO DEPT. 9312

TERMS: You have TWO MONTHS (60 Days) to pay! (Plenty of time to complete your campaign.) UNSOLD KITS may be returned for FULL CREDIT! Everything shipped to you PREPAID.

Signature of person authorized to order (if under 21, Parent or Officer of group must sign)



J. H. COLLINGWOOD & SONS, LTD.
6381 BLVD. ST. LAURENT • MONTREAL 326, QUEBEC



Who Was This WENCESLAS?

Used by permission and reprinted from The Salvation Army youth magazine, **The Crest**

Most of us know the words, written a hundred years ago by Dr. Neale, and set to the music of a sixteenth-century chant composed in honour of spring-time. The carol describes an act of Christian charity by a king who spent his whole life befriending the poor. This was Wenceslas, king of Bohemia, who in 908 A.D. succeeded his father at the age of eighteen.

From the very first he struggled to convert his subjects to Christianity and, during his short reign of less than ten years, the people of Bohemia learned to revere him for his good deeds.

But there were others, not so kindly disposed, who wanted to overthrow the young ruler because his ideals were opposed to their pagan way of life. Of these his mother, Drahomira, and his

brother, Boleslav, were the chief conspirators. Allied with them were a large number of the country's nobility, who resented the monk-like austerity practised by the king. They found it undignified and uncomfortable for a king to live so humbly and made no secret of their contempt.

King Wenceslas ignored the scorn of his nobles. For him the way of Christ was the chosen path to follow. But to appease them he sometimes carried out his ministrations at night so that people might not see him performing the deeds. The carol tells of just such an occasion when, accompanied by Podeven, his faithful page, the king journeyed through the night one Christmas Eve to bring food to a poor and lonely man.

"Sire, the night grows darker now," grumbled Podeven, "and the wind grows stronger." But the king took no heed and pressed on to the foot of the mountain.

Young Wenceslas was not entirely without friends. One especially he had, the most powerful Emperor of the West, Henry I, acknowledged champion of Christendom. To him the Bohemian king took an oath of fealty and with his support continued the crusade for Christianity within his boundaries.

Nearer at home the evil Drahomira continued to scheme against Wenceslas. Now she turned to her younger son, Boleslav, and implanted in his mind the idea of gaining the throne.

One day King Wenceslas visited his brother's castle at Albnunzlau to celebrate the feast of St. Cosmas in the church dedicated to him. A truce had been agreed between the two brothers and on arrival there the king was treated with hospitality by Boleslav. At the feast that night wine flowed and the guests were merry. Treachery and sudden death seemed far removed in that atmosphere of goodwill.

But those who had come with the king could not help noticing the

swords which continued to be worn by most of the guests — a practice considered discourteous even in those primitive times. One faithful friend drew the king aside and voiced his fears, begging him to escape while it was still possible or, failing that, to seek sanctuary in the church nearby.

The king good-naturedly laughed the fears away. It was not his habit to think evil of any man, least of all his own brother, and at such a time: The feast continued and revelry grew wilder until suddenly, at a sign from their host, the room was stilled. Boleslav had drawn his sword and was seen to be approaching the king. Behind him his followers stood armed and ready.

Too late Wenceslas became aware of the treachery all around him. He looked at the friend whose warning had gone unheeded. Even now he could see him with those other faithful ones, woefully few in number, edging toward his side, unarmed but ready to protect the body of their lord.

They reached the king and, shielding him, they backed together toward the arch where escape lay, and refuge, perhaps. In a moment the king was free and, encouraged by the shouts of his friends, he ran to find sanctuary in the church.

But his respite was shortlived. Boleslav, accompanied by his warriors, soon hacked a way through those who tried to stop him and followed in pursuit. Nor did they pause at the entrance to the church for the house of God meant little to these men. Rushing in, they found the king kneeling at the altar.

It was there while he prayed that they struck him down, unmindful of the sanctuary he had sought in vain.

Years later the people of Bohemia canonized their king and, ever since, his memory has been enshrined in the hearts of his countrymen as a saint — as "Good King Wenceslas."



An eye for Design



IDENTIFY
YOUR TROOP, DISTRICT,
CAMP or CAMPOREE. Bright, new,
fresh ideas created for you by us. Lowest Prices!
Send **NOW** for our colourful price guide

GRANT EMBLEMS

Stanley A. Grant Limited /
134 Park Lawn Rd. Toronto 18 / 255-3421



stories & games



CHRISTMAS CUSTOMS THROUGH THE AGES

As you deck the branches of your spruce or Scots pine, ever wonder who trimmed the first Christmas tree? Or when folks first "discovered" the existence of Santa Claus? Or who sang the first Christmas carol or chose a strategic spot for the first holiday mistletoe?

Some Christmas customs are surprisingly recent, while others date back to antiquity. Some have remained unchanged since their inception while others — like the stories of Santa and what he carries in his sack — have shown a fascinating evolution.

There is no mystery about the modern Christmas tree topped with its bright star . . . ablaze with lights . . . heaped underneath with coloured packages — but in olden times it was shrouded in myth.

For this holiday decoration we are indebted to the old Northern European belief that the trees of the forest were inhabited by god-like spirits. The Germans brought the trees into their homes to appease these "spirits" and show them they were welcome at the Winter Solstice ceremonies. Later, in the eighth century, St. Boniface converted the German pagans and convinced them to stop worshipping Odin's sacred oak and, instead, to adorn fir trees in their homes in tribute to the Christ Child.

There also is no doubt about the meaning of the modern mistletoe and what will happen to you if you're standing under it. But the custom of kissing under the mistletoe comes down to us from the mystic rites of the primitive British priests. In their faraway age, the mistletoe, which means "all heal," was believed to have magic qualities — the power to heal disease, neutralize poisons, protect its possessor from witchcraft and bestow fertility on humans and animals. If a young couple sealed their betrothal with a kiss under the mistletoe, they would receive wonderful bless-

THE TREASURE OF THE WHITE COBRA

Cubs stand in a circle. One Cub, the White Cobra, sits blindfolded in the middle, guarding the treasure of the Gold Lairs (some object which is lying between his outstretched legs). Akela points to one of the Cubs who creeps toward the White Cobra and tries to rob him of the treasure.

When the Cobra hears a sound he points with his forked tongue in the direction of the noise. If he is right, then this Cub must return to the circle and another has a turn.

If a Cub succeeds in stealing the treasure, he becomes the White Cobra.

TREES AND SNAKES

Divide boys into four teams. Two teams form ranks; players hold hands and raise their arms high to form arches. These are the trees.

The other two teams hold hands to form a chain and face the trees. These are the snakes.

On GO the snakes wind in and out of the arches. If a tree is knocked over, the running team is disqualified.

The leader may call, "The wind is blowing." Then the branches of the trees (arms) start to wave up and down, making the snakes' progress more difficult.

Winner is the first team of snakes to remain unbroken and be back in position.

RIDERS AND HORSES

Players in double-line formation; boys teamed in pairs. Front line is horses; rear line, the riders.

On MOUNT, riders mount horses. Now they are given simple commands such as, "sit on ground," "do somersault," and so on. Riders immediately jump off horses, execute command and remount.

The last rider to complete a command must drop out of the game with his horse.

Last rider and horse left riding are the winners.

NEW...

FREEZE-DRIED

- BEEF STEAKS
- BONELESS PORK CHOPS
- HAMBURGER PATTIES
- PORK SAUSAGE RATTIES
- COOKED GROUND BEEF
- COOKED DICED CHICKEN

NOW AVAILABLE IN POUCHES

FREEZE-DRY FOODS LIMITED

579 Speers Road
Oakville, Ontario, Canada

To THE CANADIAN LEADER Magazine
Canyouth Publications Limited
Box 5112, Station F
Ottawa, Ontario
K2C 3G7

Subscription Rates:

Canada & Canadian Forces overseas \$2.00 per year
Outside Canada \$2.50 per year

I enclose money order (check) for:

- 1-year subscription
 2-year subscription
 3-year subscription
 New Subscription Advanced Renewal

Name

Address

City Zone Prov

KILL THE RATTLESNAKE

The pack stands in a big circle. In the centre are two Cubs, blindfolded. One, the Hunter, has an old stocking stuffed with paper. The other, the Rattlesnake, has a tightly covered tin containing small pebbles.

The Hunter starts the game by shouting, "Rattlesnake!" The Rattlesnake freezes on the spot and shakes his tin of pebbles.

The Hunter rushes to where he thinks the sound came from and takes a swipe at the Rattlesnake. If he misses, the Rattlesnake then moves silently away; and again the Hunter calls, "Rattlesnake!"

This continues until the Hunter hits the Rattlesnake, with a time limit of two minutes. When the Hunter is successful, the two change places. After two minutes the next two Cubs in the circle have their turn.

FLAPJACK FLAPPING

For each six or team a frying pan is required plus a linoleum "flapjack." Paint a white "X" on one side of the flapjack.

Teams line up in relay formation. Pans and flapjacks are at a line twenty feet in front of the teams.

On GO, the first boy runs to line, flaps his flapjack; runs back and touches off the second boy. Continue until all have run.

One point is awarded for each flapjack thrown into the air, turned over and caught properly. One point is deducted if the flapjack hits the side of the pan, falls on the floor or does not turn over. Five points are awarded for the first team to finish with the flapjacks correctly flapped.

ings and much good luck for the rest of their lives.

Santa descends from the original St. Nicholas, a kindly man who lived in Patara, Turkey, and died a martyr in 342 A.D., becoming the patron saint of children. Before long, the cult of St. Nicholas spread across Europe. He became the patron saint of Greece, Holland and Belgium. Merchant sailors used his three golden purses as a device on their guild flags. The Russians passed the good saint to the Scandinavians, at which time he was still mounted on a white horse according to an old tradition of Turkey. But the Scandinavians knew nothing of horses, so they gave him a reindeer-drawn sleigh. They also grafted to him the legend of the Norse God, Thor, who used to ride through the sky in a chariot, and would appear in a red coat for the pagan feast of Yule.

Our modern conception of Santa Claus comes from the famous poem, *The Night Before Christmas*. Dr. Clement C. Moore, a Presbyterian divinity professor in New York State, wrote it to please his children and modelled the hero after a little, old, wizened, Dutch gentleman he bumped into one night in 1822 — a man with red cheeks and white hair, smoking an old pipe.

The origin of Christmas carols goes back to the times of St. Nicholas, too. But although these religious songs were sung in the first few centuries A.D., they didn't begin as a continuing tradition until the 14th century — as songs sung between the acts of nativity plays. More and more tunes were added, in various languages, and finally people began singing them other than in church. We owe the original Christmas carol to St. Francis and his order. He believed in moderate Christmas gaiety, and he modelled the carols on the *carole*, which was a French form of sprightly dance.



Holiday DECORATIONS You CAN EAT

The preparation of holiday specialties and decorations of the edible variety develops burgeoning cooks in great numbers. Enthusiasm rises and fun is had by all if simple preparations are well thought out in advance. A church kitchen would be excellent choice for our culinary adventure.

Our cover picture shows candied popcorn evergreen trees, standing in a styrofoam base, against a snowy background made with flocking over a white fabric draped on a support.

The popcorn mixture requires 16 cups of popped corn. Decorations could be assorted candies and silver dragees that can be stuck on with dabs of corn syrup. Or some might prefer to use the frosting that comes in tubes in a variety of colours. The trees can be made in assorted sizes using the basic recipe.

POPCORN TRIANGLE TREES

16 cups popped white corn
1-1/3 cups light corn syrup
1-1/3 cups sugar
1 teaspoon salt
few drops green food colouring, optional

Place popped corn in large preserving kettle. In a heavy, 3-quart saucepan, mix together corn syrup, sugar and salt. Cook over medium heat, stirring constantly, until mixture comes to boil; then boil for 2 minutes. If desired, add a few drops of green food colouring.

Place kettle of popcorn over medium heat and, stirring popcorn constantly with a long-handled fork,

gradually pour syrup mixture over popped corn; stir for 3 to 5 minutes or until popcorn is completely and evenly coated. Remove from heat and press mixture into a greased, foil-lined, jellyroll pan (15½ x 10½ x 1 inches). Allow to set for 8 to 10 minutes.

Using a ruler, cut into three cross-width strips: 4, 5 and 6 inches wide. Then cut each into triangles; insert a wooden stick into base of each triangle to form a tree.

Stand trees in a styrofoam base and decorate with frosting or candies.

Makes 18 small trees: 6 four-inch, 6 five-inch and 6 six-inch.

POPCORN BALLS

Popcorn balls are another popular suggestion. Use the basic recipe above but, instead of pressing the mixture into a pan, form into balls about two inches in diameter; grease hands lightly with vegetable oil for this part of the job. Place balls on baking pans or large platters to set.

Some might like to tuck a small favour in the centre of each ball while shaping it. These surprises should be wrapped in tiny pieces of waxed paper before hiding in the popcorn.

Wrap each ball in plastic film or coloured cellophane, tying with ribbon for tree hanging and ready to hand out to young visitors who come calling during the holidays or as a bit of farewell loot at the end of the Cubs' Christmas party.



PROVINCIAL
BADGES
DISTRICT
BADGES
CAMPOREE
CRESTS
UNIFORM
BADGES
EVENT
BADGES
FREE
DESIGNS
AND
PRODUCTION
SAMPLES

FIRST QUALITY WORKMANSHIP

*Lowest
prices
guaranteed*

dress crest embroidery co.

MANUFACTURERS OF SWISS EMBROIDERED CRESTS, EMBLEMS, BADGES

1031 LILLIAN STREET • WILLOWDALE, ONTARIO





For Mobility in Winter Fun

Fast Moving Items for

Fast Moving

40-420 **Snow Shoes - Senior** \$14.50

40-421 **Snow Shoes - Junior** \$12.50

Made by Huron Indians
of white ash and cowhide
leather mesh, with lampwick harness

40-400 **Indian Moccasins**

Sizes 1 to 5 \$ 5.50

Sizes 6 to 12 \$ 6.50

Top quality, chrome-tanned cowhide
Comfortable - Durable

Supply Services

available through Scout Dealers
or Supply Services

P.O. Box 8151 • Postal Station B
Ottawa, Ont. K2C 3G7