



BEAVER MEETING SCHEDULE : Week 1

Theme: Remembrance

Date: _____

<i>Time</i>	<i>Activity</i>	<i>Program Details</i>	<i>Leader Responsible</i>
10 mins	Gathering Activity	Colour Poster	
5 mins	Opening Ceremony	(Details can be found in the Beaver Leader's handbook) – Read Remembrance Day Poem	
10 mins	Game	Battleship	
20 mins	Theme Activity	Poppy Craft & Memorial Wreath	
10 mins	Song/Story	Inter-active story Letter To Mom	
10 mins.	Lodge Meeting	Discussion	
5 mins.	Spiritual Fellowship	– Read Poppy Poem – Prayer	
5 mins	Closing Ceremony	(Details can be found in the Beaver Leader Handbook)	
15 mins	Leader Discussion Time	Review meeting & discuss next week's plans	

Meeting Notes:



Beaver Meeting Schedule: One Week Theme: Remembrance Week 1


GATHERING ACTIVITY

Colour Poster

Equipment: coloured pencils, copies of the poster found on following page.



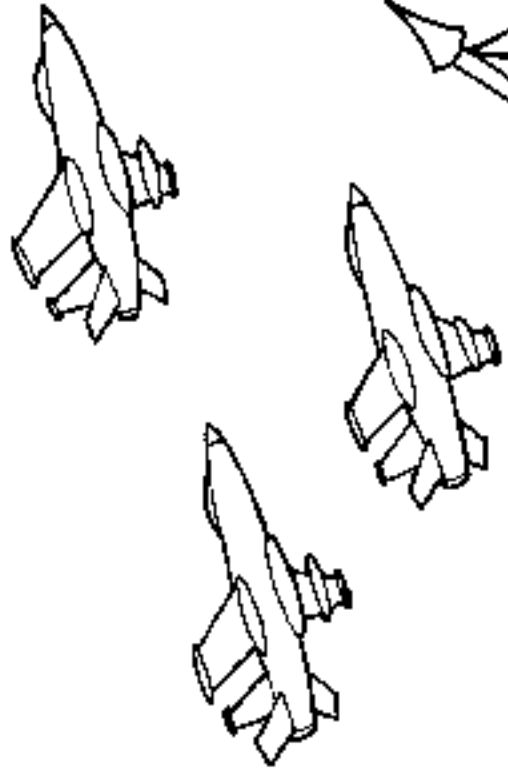
Instructions:

Distribute poster as Beavers arrive. Ask them to colour the poster, and draw in the faces of the soldiers. How many poppies do they see in the picture?



The original version of this document has been provided courtesy of Veterans Affairs Canada.


Every year, on November 11, we
remember Veterans.
Veterans are men and women
who have served in Canada's
armed forces in times of war and
peace and in Canada's wartime
merchant navy.
We wear a poppy as a symbol of
our remembrance.





OPENING CEREMONY

Remembrance Day Poem



We wear a poppy
On Remembrance Day,
And at eleven
We stand and pray.

GAME

Battleship

Equipment: None

Instructions:

Gather the Beavers together in the middle of the meeting area. Explain that they are all now soldiers on a Battleship. The leader is going to call out some commands and the Beavers must do the appropriate actions.

Captain Aboard – Beavers stop running and salute. (Show them how to make a salute.)

Swab the Decks – Beavers use an imaginary mop and mop the floor.

Man Overboard – Beavers drop to the floor and start to swim.

Bombers – Beavers run to the closest wall, then drop to the floor and cover their heads with their arms.

Peace – Beavers gather in the centre of the room and make the peace symbol (first and second finger in a “V”, thumb holding other fingers curled in. See diagram.)

Beavers run around the room stopping only to perform the various actions. As the leader calls out the commands, the Beavers immediately perform the action. End the game with the command Peace. Leaders can add other suitable commands if they wish.



THEME ACTIVITY

Poppy Craft and Memorial Wreath

Equipment: copies of the Poppy template (attached), scissors, red and black crayons, glue

Instructions:

Ask the Beavers to colour the hearts red and the circle black.

When they are finished they cut them out.

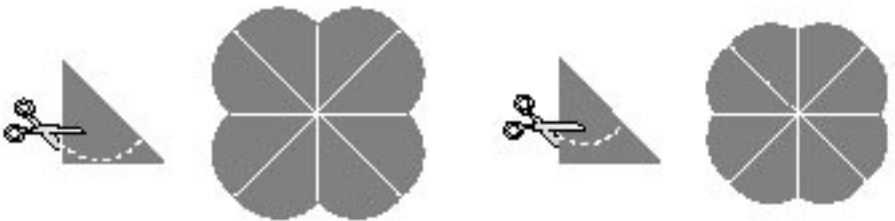
Glue the points of the hearts together, then glue the black centre of the poppy in the middle.

Ask each Beaver to put their name on the back of their poppy.



Instructions:

1. Fold squares of red paper into quarters, then diagonally into eights, as shown.
2. Trace the two patterns on the two folded squares as shown, one on each square.
3. Cut the folded squares on the pattern lines and unfold the shapes. They will have a slight bow shape.
4. Glue the smaller shape inside the larger one.
5. Cut a small (2 cm or $\frac{3}{4}$ in) circle of black paper and glue it in the centre of the flower.

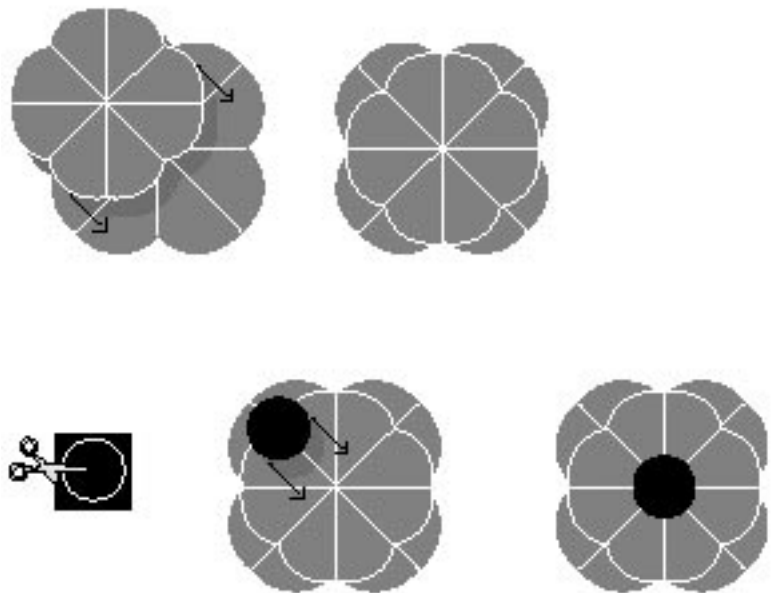


Memorial Wreath

Equipment: a large cardboard wreath coloured green. Add a “Thank You” sign at the top of the wreath.

Instructions:

- As the Beavers finish their poppy shape, either glue or staple them to the wreath.
- Display the wreath during the meeting.



The original version of this document has been provided courtesy of Veterans Affairs Canada.



INTER-ACTIVE STORY

Instructions:

Certain words in the story require the Beavers to perform an action. Ask the Beavers to sit in a circle. Divide them into three groups, assigning each group the action for one word (see below). When “Peace” is read, everyone does the action. Read the story, allowing the Beavers time to do the action when they hear their word.

Action Words

FAMILY – Stand up, hug themselves

CHRISTMAS – Stand up, say “Ho, ho, ho”

SOLDIERS – Stand up and salute

PEACE – Everyone stands up, raises their arms in the air, and shouts, “Hooray!”

Letter to Mom

January 1, 1944

Dear Mom,

Happy New Year! I hope you, Dad and the **FAMILY** had a great **CHRISTMAS**. Was I ever glad to hear from you! You don't know how happy it makes me to get mail. Reading your letters gives me such a boost. It has been a bit tough for us over here lately. But the other **SOLDIERS** get to be like **FAMILY**. We all try to look out for each other!

One of the **SOLDIERS** that came over with me took a hit a couple of weeks ago, but he tells me he's going to be fine. He told me, “It was my friends and the nurses who helped me get through it.”

How is everyone? Gosh I miss all of you. Tell my sisters that I'm relying on them to look after my old dog. I expect them to take every bit of care of him as they do that old horse of Dad's. Tell them that sometimes we have used mules to carry our supplies over the mountains.

It is so very sad to see the people who are struggling for **PEACE** in the midst of a war. The towns are a mess. There are walls tumbling down everywhere. As we move north, we hope we are getting closer to the day when we are at **PEACE** and we can all go home.

At **CHRISTMAS** we were treated to a real **CHRISTMAS** dinner. We had candies, nuts, oranges, apples and extra chocolate bars. Funny how little things mean so much. Too bad though, after we ate, and sang a few carols, we all went back to the fighting. Things are quieter now, so don't worry!

I know that we are protecting **PEACE** and freedom but, sometimes, I think about the **SOLDIERS** we are fighting against. Just like me, they have **FAMILIES** waiting for them back home.

I heard that one of the **SOLDIERS** from Quebec (insert your province) is being talked about for a big medal, maybe even a Victoria Cross. That would be a bit of an honour! They say without the brave actions of he and his men, taking this little old town would have been a lot harder for the rest of us.

One of our officers reads all our mail, so if there are any holes cut in this letter don't be surprised. It just means that I said something I should not have.

Thinking a lot of home. Maybe next year we will all be together as a **FAMILY** for **CHRISTMAS**! Pray for **PEACE** soon.

Your affectionate son,

George



LODGE MEETING

Discussion

In lodges, hold a short discussion about the letter that was just read. The following questions might be used to start the discussion:

1. How did the letter make you feel about soldiers who are protecting Peace and freedom?
2. Was there any part of the letter that made you happy? What?
3. Have you ever written a letter or had one written to you?
4. What would you write to a soldier?

SPIRITUAL FELLOWSHIP

Poppy Poem

We are but children small,
We are too little to do it all.
Children you may do your part.
Love each other is how you start.
Play without fighting.
Share your games and toys,
Be kind and thoughtful,
To all girls and boys.



BEAVER MEETING SCHEDULE : Week 2

Theme: Remembrance

Date: _____

<i>Time</i>	<i>Activity</i>	<i>Program Details</i>	<i>Leader Responsible</i>
10 mins	Gathering Activity	Colour Poppy Wreath	
5 mins	Opening Ceremony	(Details can be found in the Beaver Leader's handbook) – Read Poppy Poem	
10 mins	Game	Courier For Peace Game	
30 mins	Theme Activity	Variety of activities done in Round Robin format – Meet a Veteran / Peacekeeper – Maze 1 – Match Game – Maze 2	
10 mins	Song	Grand Old Duke of York	
5 mins.	Lodge Meeting	Discussion	
5 mins.	Spiritual Fellowship	– Recite Law/Promise – Prayer	
5 mins	Closing Ceremony	(Details can be found in the Beaver Leader Handbook)	
15 mins	Leader Discussion Time	Review meeting & discuss next week's plans	

Meeting Notes:



GATHERING ACTIVITY

Poppy Wreath

Equipment: copies of Poppy Wreath (see next page), coloured crayons or pencils

Instructions:

Beavers colour Poppy Wreath in their lodges.

OPENING CEREMONY

Poppy Poem

Little poppy
Given to me
Help me keep Canada
Safe and Free.

GAME

Courier For Peace

Equipment: enough soft balls or bean bags for each lodge

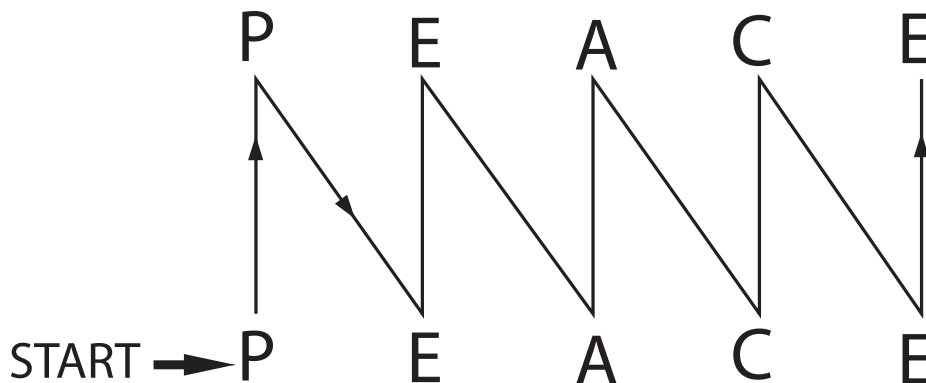
Instructions:

Divide each lodge into two lines, facing each other some distance apart. (see diagram)

Assign a letter of the word PEACE to each pair of players.

Give the bean bag to a Beaver at one end. Each Beaver is to say their letter of the word Peace, and throw the bean bag according to the diagram.

When the bean bag reaches the end of the line, the Beavers throw the bean bag back down the line again.





We remember



Follow the code to finish the picture.

- | |
|------------|
| 1 - RED |
| 2 - GREEN |
| 3 - YELLOW |
| 4 - BLUE |
| 5 - BLACK |

We place wreaths on memorials across Canada to show our thanks to Veterans.

The original version of this document has been provided courtesy of Veterans Affairs Canada.

www.vac-acc.gc.ca



THEME ACTIVITIES

Round Robin of Activities

Instructions:

Set up the meeting room in a round robin format, with the appropriate pictures and materials available at each table.

Table 1

Ask a Veteran/Peacekeeper to come to your meeting and meet the Beavers during this time.

Table 2 – Maze 1 – Which Way?

Equipment: copies of the maze and pencils. (see page 12)

Table 3 – Match Game – Air, Land and Sea

Equipment: copies of the Match game and pencils. (see page 13)

Table 4 – Maze 2 – Dangerous Waters

Equipment: copies of the maze and pencils. (see page 14)

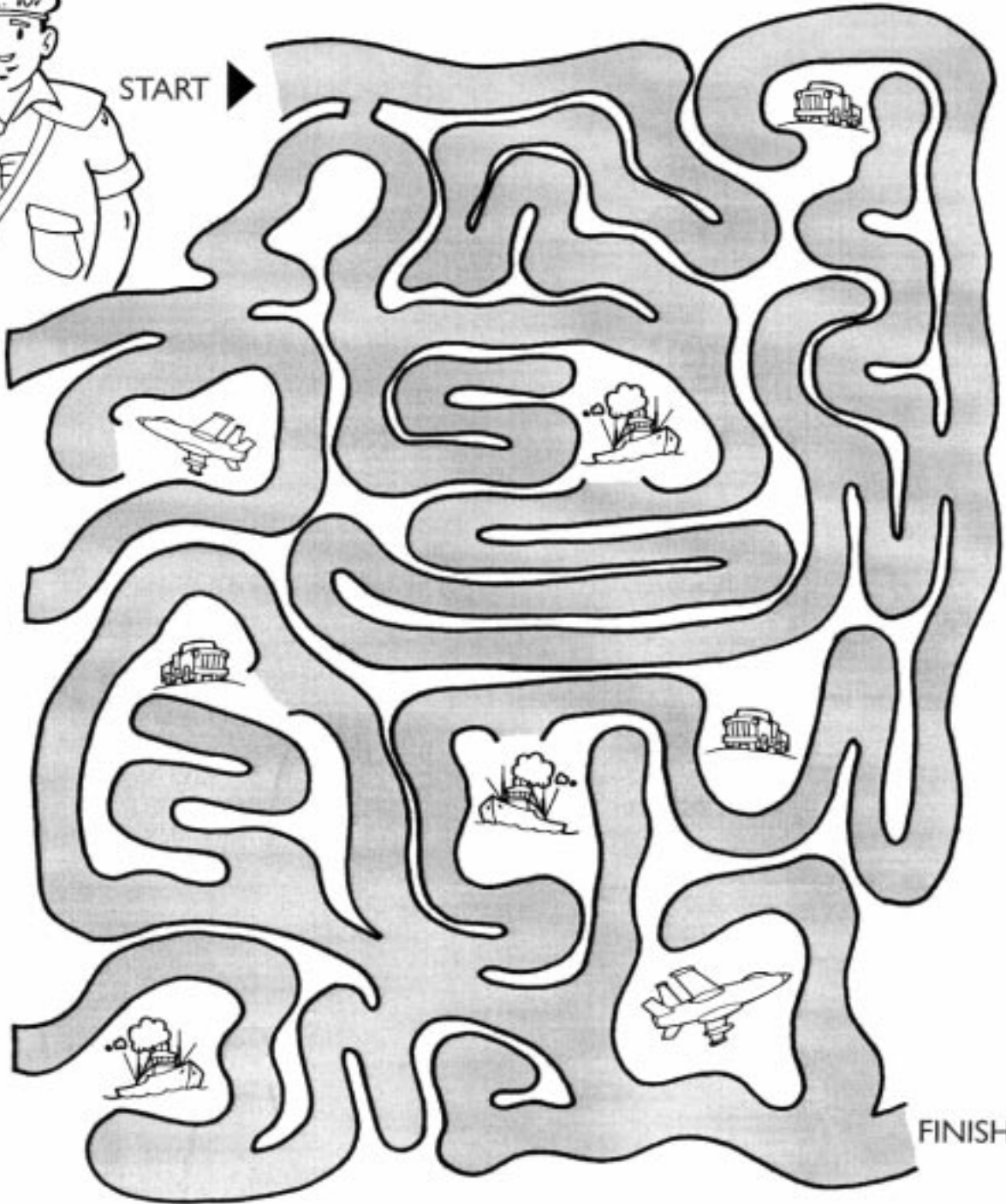


Which Way?

Help the soldier find his way through the maze.



START 























FINISH

The original version of this document has been provided courtesy of Veterans Affairs Canada.



Match Game

Can you find one picture in each row that is different from the others?


1.				
	a	b	c	d
2.				
	a	b	c	d
3.				
	a	b	c	d
4.				
	a	b	c	d
5.				
	a	b	c	d

The original version of this document has been provided courtesy of Veterans Affairs Canada.



Dangerous Waters Maze

Start Here



The original version of this document has been provided courtesy of Veterans Affairs Canada.



ACTION SONG

Grand Old Duke of York

Tune: A-Hunting We Will Go

The grand old Duke of York
He had ten thousand men.
He marched them up the hill (Everyone stands up)
And marched them down again (Everyone sits down)
And when you're up, you're up (Everyone stands up)
And when you're down, you're down. (Everyone sits down)
And when you're only halfway up (Everyone stands halfway up)
You're neither up nor down. (Everyone stands up and sits down quickly.)

